

2009 WESTERN HORSE DIVISION

Contents

Judged Events

Class Descriptions

Western Versatility Pattern

Reining Pattern

Western Horsemanship Scoring

Addendum-Equipment Guideline

Division Classifications:

Horses are to be divided into two divisions: Western Judged Events and Contest/Speed Events.

The Western Judged Division includes showmanship, western pleasure, horsemanship, a versatility class, hunter under saddle, and reining. **Walk/Trot entries are not eligible for High Point**

Awards. Contest/Speed Division includes showmanship, barrels, poles, flag race, and stake race.

Cross entering in both divisions is **not allowed!** See General Rule #31 for further high point award details.

All 4-Hers riding or driving horses at 4-H events or activities are required to wear an ASTM-SEI Equestrian Helmet at all times.

WESTERN HORSE DIVISION CLASSES

Judged Events

SHOWMANSHIP I - Exhibitors must be between the ages of 9-11 years old as of January 1 of the current year (see General Rules Page 5). Class judged on appointments, fitting and grooming and method of showing (See Standards for Showmanship).

SHOWMANSHIP II - Exhibitors must be between the ages of 12-14 years old as of January 1 of the current year (see General Rules Page 5). Class judged on appointments, fitting and grooming and method of showing (See Standards for Showmanship).

SHOWMANSHIP III - Exhibitors must be between the ages of 15-18 years old as of January 1 of the current year (see General Rules Page 5). Class judged on appointments, fitting and grooming and method of showing (See Standards for Showmanship).

WESTERN HORSE YEARLING, OPEN INVITATIONAL - Registered and grade fillies and geldings foaled anytime during the previous year. Class judged on the yearling's conformation, condition, soundness and way of going.

TWO & THREE YEAR OLD SNAFFLE BIT WESTERN PLEASURE, OPEN INVITATIONAL- Registered and grade fillies and geldings that are two or three years old. Horses/ponies should be clean, well groomed and properly clipped. Riders must wear appropriate western attire including boots, long trousers, and a shirt with a collar. The use of spurs and chaps is optional. *Refer to the Addendum for equipment guidelines.* Horses/ponies will be judged on their ability to give a pleasurable ride on a reasonably loose rein both ways of the ring at the walk, jog and lope without undue restraint. Horses/ponies should back easily and stand quietly. Horses/ponies must be reversed to the inside only and may be reversed only at the walk and jog. Horses/ponies may be asked to go from one gait to any other gait and will be penalized for wrong leads, excessive speed and/or breaking gait. Judges may ask for additional work and for extension of the jog.

HUNTER UNDER SADDLE WALK/TROT -Exhibitors must be between the ages of 9 -18 as of January 1 of the current year. **4-Hers may show in this class one time only, with special consideration for special needs children.** Class judged on appointments, basic position and class routine. If a 4-H member shows in this class, he or she can not show in any class which asks for a canter. Horses will be asked to work both ways of the arena at a walk and a trot. Entries will be required to back.

HUNTER UNDER SADDLE I - Exhibitors must be between the ages of 9 - 11 years old as of January 1 of the current year(see General Rules Page 5). Horses/ponies should

be clean, well groomed and properly clipped. Riders must wear appropriate hunt seat attire consisting of a hunt coat, breeches, high English boots or paddock (jodphur) boots, tie or choker and approved ASTM-SEI equestrian helmet. ***Refer to the Addendum for equipment guidelines.*** Horses/ponies should move with long, low strides reaching forward with ease and smoothness, be able to lengthen stride and cover ground with relaxed, free flowing movement. The poll should be level with, or slightly above, the withers to allow proper impulsion behind. The horse/pony's head position should be slightly in front of, or on, the vertical. Horses/ponies will be shown at a walk, trot and canter both directions of the arena. Horses/ponies should back easily and stand quietly. Horses/ponies must be reversed to the inside and may only be reversed at the walk or trot. Horses/ponies may go from one gait to any other gait and will be penalized for wrong leads, breaking of gaits and excessive speed without lengthening of stride. Judges may also ask riders to extended the trot or hand gallop.

HUNTER UNDER SADDLE II - Exhibitors must be between the ages of 12 - 14 years old as of January 1 of the current year(see General Rules Page 5). Horses/ponies should be clean, well groomed and properly clipped. Riders must wear appropriate hunt seat attire consisting of a hunt coat, breeches, high English boots or paddock (jodphur) boots, tie or choker and approved ASTM-SEI equestrian helmet. ***Refer to the Addendum for equipment guidelines.*** Horses/ponies should move with long, low strides reaching forward with ease and smoothness, be able to lengthen stride and cover ground with relaxed, free flowing movement. The poll should be level with, or slightly above, the withers to allow proper impulsion behind. The horse/pony's head position should be slightly in front of, or on, the vertical. Horses/ponies will be shown at a walk, trot and canter both directions of the arena. Horses/ponies should back easily and stand quietly. Horses/ponies must be reversed to the inside and may only be reversed at the walk or trot. Horses/ponies may go from one gait to any other gait and will be penalized for wrong leads, breaking of gaits and excessive speed without lengthening of stride. Judges may also ask riders to extended the trot or hand gallop.

HUNTER UNDER SADDLE III - Exhibitors must be between the ages of 15 - 18 years old as of January 1 of the current year(see General Rules Page 5). Horses/ponies should be clean, well groomed and properly clipped. Riders must wear appropriate hunt seat attire consisting of a hunt coat, breeches, high English boots or paddock (jodphur) boots, tie or choker and approved ASTM-SEI equestrian helmet. ***Refer to the Addendum for equipment guidelines.*** Horses/ponies should move with long, low strides reaching forward with ease and smoothness, be able to lengthen stride and cover ground with relaxed, free flowing movement. The poll should be level with, or slightly above, the withers to allow proper impulsion behind. The horse/pony's head position should be slightly in front of, or on, the vertical. Horses/ponies will be shown at a walk, trot and canter both directions of the arena. Horses/ponies should back easily and stand quietly. Horses/ponies must be reversed to the inside and may only be reversed at the walk or trot. Horses/ponies may go from one gait to any other gait and will be penalized for wrong leads, breaking of gaits and excessive speed without lengthening of stride. Judges

may also ask riders to extended the trot or hand gallop.

WESTERN PLEASURE WALK/JOG -Exhibitors must be between the ages of 9 -18 as of January 1 of the current year. 4-Hers may show in this class one time only, with special consideration for special needs children. Class judged on appointments, basic position and class routine, glitzy attire will not count over neat, well-fitted clothing. If a 4-H member shows in this class, he or she can not show in any class which asks for a lope. Horses will be asked to work both ways of the arena at a walk and a jog. Entries will be required to back. *Refer to the Addendum for equipment guidelines.*

WESTERN PLEASURE HORSE I -Exhibitors must be between the ages of 9-11 years old as of January 1 of the current year (see General Rules Page 5).

Horses/ponies should be clean, well groomed and properly clipped. Riders must wear appropriate western attire including boots, long trousers, and a shirt with a collar. *Refer to the Addendum for equipment guidelines.* The use of spurs and chaps is optional. Horses/ponies will be judged on their ability to give a pleasurable ride on a reasonably loose rein at the walk, jog and lope both ways of the ring without undue restraint. Horses/ponies should back easily and stand quietly. Horses/ponies must be reversed to the inside and may only be reversed at the walk and jog. Horses/ponies may be asked to go from one gait to any other gait and will be penalized for wrong leads, excessive speed and/or breaking gait. Judges may ask for extension of the jog and for additional work.

WESTERN PLEASURE HORSE II - Exhibitors must be between the ages of 12-14 years old as of January 1 of the current year (see General Rules Page 5).

Horses should be clean, well groomed and properly clipped. Riders must wear appropriate western attire including boots, long trousers, and a shirt with a collar. *Refer to the Addendum for equipment guidelines.* The use of spurs and chaps is optional. Horses/ponies will be judged on their ability to give a pleasurable ride on a reasonably loose rein both ways of the ring at the walk, jog and lope without undue restraint. Horses/ponies should back easily and stand quietly. Horses/ponies must be reversed to the inside only and may be reversed only at the walk and jog. Horses/ponies may be asked to go from one gait to any other gait and will be penalized for wrong leads, excessive speed and/or breaking gait. Judges may ask for additional work and for extension of the jog.

WESTERN PLEASURE HORSE III -Exhibitors must be between the ages of 15-18 years old as of January 1 of the current year (see General Rules Page 5).

Horses should be clean, well groomed and properly clipped. Riders must wear appropriate western attire including boots, long trousers, and a shirt with a collar. *Refer to the Addendum for equipment guidelines.* The use of spurs and chaps is optional. Horses/ponies will be judged on their ability to give a pleasurable ride on a reasonably loose rein at the walk, jog and lope both ways of the ring without undue restraint. Horses/ponies should back easily and stand quietly. Horses/ponies must be reversed to the inside and may only be reversed at the walk and jog. Horses/ponies may be asked to go from one gait to any other gait and will be penalized for wrong leads, excessive speed and/or breaking gait. Judges may ask for

extension of the jog and for additional work.

WESTERN HORSEMANSHIP WALK/JOG -Exhibitors must be between the ages of 9 -18 as of January 1 of the current year. 4-Hers may show in this class one time only, with special consideration for special needs children. Class judged on appointments, basic position and class routine. If a 4-H member shows in this class, he or she can not show in any class which asks for a lope. Horses will be asked to work both ways of the arena at a walk and a jog. Entries will be required to back. Pattern work will be based on the discretion of each individual judge, and is not necessary. *Refer to the Addendum for equipment guidelines.*

WESTERN HORSEMANSHIP I - Exhibitors must be between the ages of 9-11 years old as of January 1 of the current year (see General Rules Page 5). Class judged on appointments, basic position, and class routine. Pattern is required. *Refer to the Addendum for equipment guidelines.*

WESTERN HORSEMANSHIP II - Exhibitors must be between the ages of 11-14 years old as of January 1 of the current year (see General Rules Page 5). Class judged on appointments, basic position and class routine. Pattern is required. *Refer to the Addendum for equipment guidelines.*

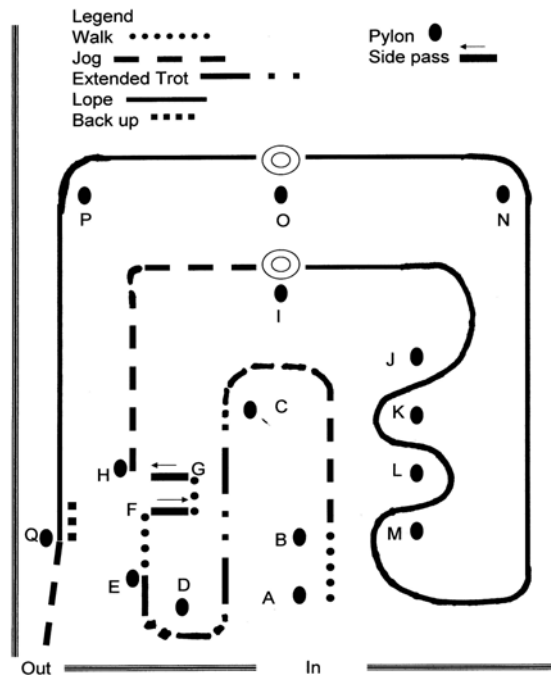
WESTERN HORSEMANSHIP III - Exhibitors must be between the ages of 15-18 years old as of January 1 of the current year (see General Rules Page 5). Class judged on appointments, basic position, and class routine. Pattern is required. *Refer to the Addendum for equipment guidelines.*

WESTERN VERSATILITY-JR. RIDER - Exhibitors must be between the ages of 9-13 years old as of January 1 of the current year (see General Rules Page 5). Registered and grade mares and geldings of any size. Horses and ponies should be clean, well groomed and properly clipped. Riders must wear appropriate western attire including boots, long trousers, and a shirt with a collar. The use of spurs and chaps is optional. *Refer to the Addendum for equipment guidelines.* Class judged on the horse's and pony's performance at the walk, jog, and lope regarding changing of leads, response to the rider, manners and disposition. Horses and ponies will execute the pattern individually in a well mannered, free, easy-moving fashion displaying intelligence and giving a comfortable and pleasant ride. Exhibitors must follow the pattern as shown and horses and ponies should pick up the correct leads at the appropriate points without breaking gait or altering stride. Exhibitors riding off pattern will be disqualified.

WESTERN VERSATILITY-SR. RIDER - Exhibitors must be between the ages of 14-18 years old as of January 1 of the current year (see General Rules Page 5). Registered and grade mares and geldings of any size. Horses and ponies should be clean,

well groomed and properly clipped. Riders must wear appropriate western attire including boots, long trousers, and a shirt with a collar. The use of spurs and chaps is optional. ***Refer to the Addendum for equipment guidelines.*** Class judged on the horse's and pony's performance at the walk, jog, and lope regarding changing of leads, response to the rider, manners and disposition. Horses and ponies will execute the pattern individually in a well mannered, free, easy-moving fashion displaying intelligence and giving a comfortable and pleasant ride. Exhibitors must follow the pattern as shown and horses and ponies should pick up the correct leads at the appropriate points without breaking gait or altering stride. Exhibitors riding off pattern will be disqualified.

Western Versatility Pattern



1. Be stopped and waiting at A Flat-footed walk to B without intimidation. (10 points)
2. At B, begin a jog and continue to C. (10 points)
3. At C extended trot around cone D to E. (10 points)
4. At cone E, walk to maneuver F and side pass ground pole in direction indicated. (10 points)
5. Walk to maneuver G, side pass ground pole in the direction indicated. (10 points)
6. At H, jog and continue to cone I. (10 points)
7. At I, collected stop. Perform a 360 degree turn left on forehand, then a 360 degree turn right on forehand. Immediately lope on right lead. (10 points)
8. Continue at the lope, completing a flying lead change between J and K. (10 points)
9. Flying lead change between K and L. (10 points)
10. Flying lead change between L and M. (10 points)
11. From M to N, lope with speed. At N, return to a normal lope and continue to O. (19 points)
12. At O collected stop. Perform a 360 degree turn on haunches to the right, then a 360 degree turn on haunches to the left. Immediately lope off on left lead to P. (10 points)
13. At P lope at speed to Q. (10 points)
14. At Q, collected stop (10 points) and back one horse length and pause. (10 points)
15. Leave the arena at a jog. (+/-)

Notes:

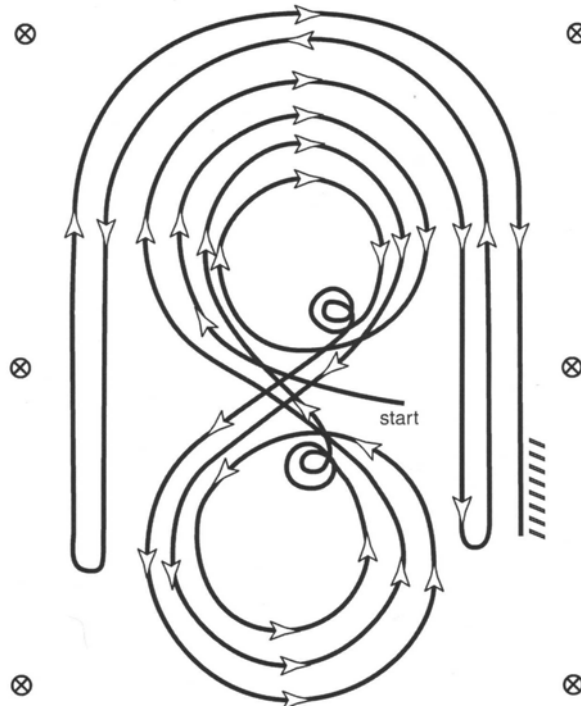
- 1. All participants with a lack of substantial progression through a particular maneuver within 30 seconds of starting the maneuver will be asked to move on. This will result in no points awarded for the maneuver, but will not be a disqualification.**
- 2. Participants that perform a correct simple change of leads instead of a flying change of leads, will receive ½ of the available points. Failure to perform flying change of leads will not be cause for disqualification.**
- 3. Horse & Rider are to leave the arena at the completion of their pattern at a jog. Riders will be scored a + or - for completing this part of the pattern.**
- 4. Performance of the horse is being judged.**
- 5. Scores are based on a total of 150 points.**

Pattern Descriptions

Minimum Suggested Distances

A - B	12 ft.
E - F	6 ft.
F - G	6 ft.
J - K	21 ft.
K - L	21 ft.
L - M	21 ft.

REINING - Exhibitors must be between the ages of 9 and 18 years old as of January 1 of the current year (see General Rules Page 5). - Registered and grade mares and geldings of any size. Horses should be clean, well groomed and properly clipped. Riders must wear appropriate western attire including boots, long trousers, and a shirt with a collar. The use of spurs and chaps is optional. *Refer to the Addendum for equipment guidelines.* Class is judged on the horse's and pony's neatness, dispatch, ease, calmness and speed with which it performs the designated pattern. Horses and ponies should rein and handle easily, effortlessly and fluently with a reasonable amount of speed throughout the pattern. Horses and ponies will be penalized for 1) opening mouths excessively with excessive jawing, 2) raising the head on the stop, 3) breaking gait, 4) lacking a smooth straight stop on their haunches such as bouncing or stopping sideways, 5) refusing to change leads, 6) backing sideways and/or 7) knocking over markers. Riders will be penalized for 1) changing hands on the reins, 2) using two hands on the reins, except for riders using a bosal/snaffle bit 3) loosing their stirrup, 4) holding on the saddle 5) using spurs or the romel forward of the cinch, 6) unnecessary talking, petting, spurring and/or quirting and/or 7) failing to execute the figure 8 inside the markers and the rollbacks outside the markers. Riders running off pattern will be disqualified. Class must be scored from 60 to 80 with 70 denoting an average performance. Judges may ask for additional work and may check each rider's equipment following each run.



AOHA Reining Pattern 11

Horse must walk or stop prior to starting pattern.

1. Starting at the center marker make 2 circles to the right on the right lead; a large fast circle first and followed by one small, slow circle; stop at the center marker.
3. Do two spins to the right; slight hesitation.
4. Begin on left lead and make 2 circles; a large fast circle first followed by one small, slow circle; stop at the center marker.
5. Do two spins to the left; slight hesitation.
6. Take a right lead and make a fast figure eight over the large circles, close the eight and change leads at the center.
7. Begin a large fast circle to the right but do not close this circle. Run down the right side of the arena past the marker and do a left roll back at least 20 feet (6 meters) from the wall or fence-no hesitation.
8. Continue back around the previous circle but do not close this circle. Run down the left side of the arena past the center and do a right roll back at least 20 feet (6 meters) from the wall or fence-no hesitation.
9. Continue back around the previous circle but do not close this circle. Run down the right side of the arena past the center marker and do a sliding stop at least 20 feet (6 meters) from the wall or fence. Back up at least 10 feet (3 meters). Hesitate to show completion of pattern.

Rider may drop bridle to designated judge.

WESTERN HORSEMANSHIP SCORING

Appointments: Riders should be neat, clean and well groomed. Riders must wear appropriate western attire including boots, long trousers, and a shirt with a collar. **All 4-Hers riding or driving horses/ponies at the District and State 4-H Horse Shows are required to wear an ASTM-SEI Equestrian Helmet at all times.** The use of spurs is optional. Fancy or expensive show outfits will not be considered over clean, neat attire. Horses/ponies should be clean, well groomed and properly clipped. Tack should be clean, well serviced and properly adjusted to fit the horse. Equipment will consist of a western saddle, bridle and blanket or pad. The bridle must have either split reins or a romel equipped with either a bosal, snaffle or curb bit. Curb chains or straps must be flat and at least ½ inch in width. Mechanical hackamores, tiedowns, drawreins and/or martingales are prohibited. Carrying a rope, hobbles, slicker or similar equipment is optional.

Basic Position: Riders should sit in a comfortable, balanced, relaxed and flexible manner in the middle of the saddle with their weight supported by the insides of the thighs and crotch. The rider's head should be up with shoulders even and square. The back should be straight with the upper arms parallel with the body. The reining hand should be carried just ahead and above the saddle horn with the reins gathered to permit light contact in the horse's mouth. The off hand may be carried either straight down to the side, across the belt buckle or on the thigh. One finger is permitted between split reins with the reins running down through the hand and falling on the same side as the reining hand. If a romel is used, no finger is permitted between the reins and the romel is held with the off hand with at least 16 inches of slack. The thigh, knee and upper calf should remain in contact with the horse with the knee slightly bent to allow a straight drop from the top of the calf to the heel. Heels should be carried down and toes forward with either the ball or arch of the foot resting in the stirrup.

Mounting and Dismounting: Riders may or may not be asked to dismount and mount. To dismount, riders should gather the reins in the left hand with the tail end of the reins on the left side. The left hand should be placed on the withers and the right hand on the saddle horn or pommel. In one, easy, effortless motion, the right foot should be disengaged from the stirrup and swung to the left side avoiding any contact with the horse or saddle and easily dropped to the ground. The left foot is then pulled straight out from the stirrup and both hands are used to gather the reins to permit the rider to stand on the left side. To mount, the curb strap and cinch should be checked before the entire process is reversed. The horse/pony should stand quietly during both the mount and dismount.

Class Routine: Riders may not switch hands on the reins and should maintain the basic horsemanship position at all times. Riders must sit the trot and maintain a tight seat at the lope. All cues and aids should be applied as inconspicuously as possible. Exhibitors will be asked to work individually, with the top riders returning for individual and/or rail work. Entries will be scored on the cleanliness and neatness of horse/pony, rider and equipment, the rider's basic position and the techniques used by the rider in executing maneuvers in order to obtain the desired performance. Overall, the horse and rider should work as a team in order to show the horse/pony to its best advantage.

ADDENDUM

AQHA EQUIPMENT GUIDELINES

WESTERN EQUIPMENT

(a) References to hackamore mean the use of a flexible, braided rawhide, leather or rope bosal, the core of which may be either rawhide or flexible cable. Absolutely no rigid material will be permitted under the jaws, regardless of how padded or covered. Horse hair bosals are prohibited. This rule does not refer to a so-called mechanical hackamore.

(b) References to snaffle bits in western performance classes mean the conventional O-ring, egg-butt or D-ring with a ring no larger than 4" (100 mm). The inside circumference of the ring must be free of rein, curb or headstall attachments which would provide leverage. The mouthpiece should be round, oval or egg-shaped, smooth and unwrapped metal. It may be inlaid, but smooth or latex wrapped. The bars must be a minimum of 5/16" (8 mm) in diameter, measured one inch (25 mm) in from the cheek with a gradual decrease to center of the snaffle. The mouthpiece may be two or three pieces. A three-piece, connecting ring of 1 1/4" (32 mm) or less in diameter, or a connecting flat bar of 3/8" to 3/4" (10 mm to 20 mm) measured top to bottom, with a maximum length of 2" (50 mm), which lies flat in the horse's mouth, is acceptable. Optional curb strap attached below the reins on a snaffle bit is acceptable.


(c) References to a bit in western performance classes mean the use of a curb bit that has a solid or broken mouthpiece, has shanks and acts with leverage. All curb bits must be free of mechanical device and should be considered a standard western bit. A description of a legal, standard western bit includes:

(1) 8 1/2" (215 mm) maximum length shank to be measured as indicated in the diagram on page 137. Shanks may be fixed or loose.

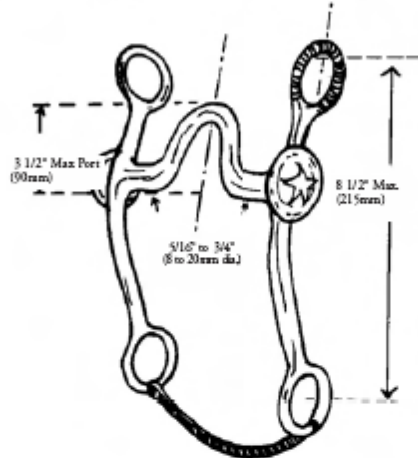
(2) Concerning mouthpieces, bars must be round, oval or egg shaped, smooth and unwrapped metal of 5/16" to 3/4" (8 mm to 20 mm) in diameter, measured 1" (25 mm) from the cheek. They may be inlaid, but must be smooth or latex wrapped. Nothing may protrude below the mouthpiece (bar), such as extensions or prongs, including upward prongs on solid mouthpieces. The mouthpiece may be two or three pieces. A three-piece, connecting ring of 1 1/4" (32 mm) or less in diameter, or a connecting flat bar of 3/8" to 3/4" (10mm to 20 mm) measured top to bottom with a maximum length of 2" (50 mm), which lies flat in the horse's mouth, is acceptable.

(3) The port must be no higher than 3 1/2" (90 mm) maximum, with rollers and covers acceptable. Broken mouthpieces, halfbreeds and spades are standard.

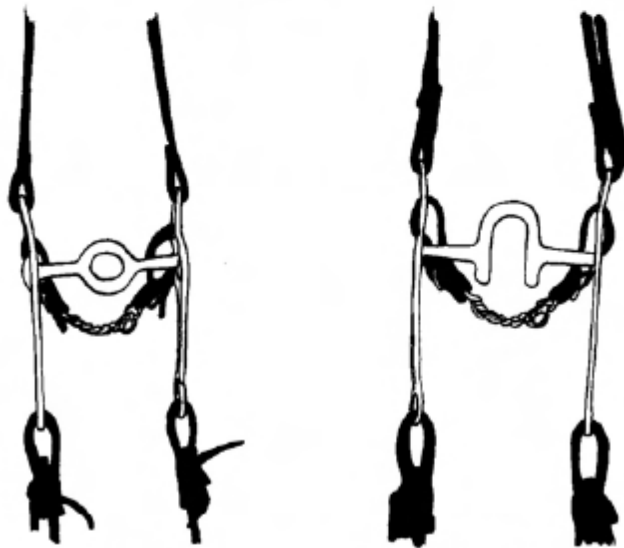
ACCEPTABLE CHAIN CHIN STRAPS



WESTERN BITS



LEGAL BIT



DONUT BIT

ILLEGAL BITS

PRONG BIT

4) Slip or gag bits, and donut and flat polo mouthpieces are not acceptable.

(d) Except for hackamore/snaffle bit classes or junior horses shown with hackamore/snaffle bit, only one hand may be used on the reins, and the hand must not be changed. The hand is to be around the reins; index finger only between split reins is permitted. In trail, it is permissible to change hands to work an obstacle. Violation of this rule is an automatic disqualification.

(e) Whenever this handbook refers to romal, it means an extension of braided material attached to closed reins. This extension shall be carried in the free hand with a 16-inch (40 cm) spacing between the reining hand and the free hand holding the romal. When using romal reins, the rider's hand shall be around the reins with the wrists kept straight and relaxed, the thumb on top and the fingers closed lightly around the reins. When using a romal, no fingers between the reins are allowed. The free hand may not be used to adjust the rider's length of rein in any reining class listed under Rule 451. During reining, the use of the free hand while holding the romal to alter the tension or length of the reins from the bridle to the reining hand is considered to be the use of two hands and a score of 0 will be applied, with the exception of any place a horse is allowed to be completely stopped during a pattern. In all other classes, including the reined portion of working cow

horse, the free hand may be used to adjust the rider's length of rein.

(f) The romal shall not be used forward of the cinch or to signal or cue the horse in any way. Any infraction of this rule shall be penalized severely by the judge.

(g) Junior horses competing in junior western pleasure, western horsemanship, reining, working cow horse, western riding and trail that are shown with a hackamore or snaffle bit may be ridden with one (refer to 443(d)) or two hands on the reins. The tails of the reins must be crossed on the opposite side of the neck when riding with two hands on split reins except in working cow horse and reining. Closed reins (example mecate) may not be used with a snaffle bit, except in working cow horse and reining, where a mecate is permitted.

(h) In all western classes, horses will be shown in a western saddle and appropriate bridle, snaffle bit or hackamore for the duration of the class. A western saddle is a common type of saddle distinguished by a large noticeable fork on which there is some form of horn, a high cantle and large skirts. Silver equipment will not count over a good working outfit. Horses 5-years-old and younger may be shown in a snaffle bit, hackamore, curb bit, half-breed or spade bit. Horses 6-years-old and older may only be shown in a curb bit, halfbreed or spade bit. When a curb bit is used, a curb strap or curb chain is required, but must meet the approval of the judge, be at least one-half inch in width and lie flat against the jaw of the horse. Curb chains cannot be tied to the bit with string or cord. A broken strap or chain is not necessarily cause for disqualification.

(1) Optional equipment

(A) Rope or riata; if used, the rope or riata must be coiled and attached to the saddle.

(B) Hobbles attached to saddle.

(C) Tapaderos, except in working cow horse where they are not allowed.

(D) Protective boots, leg wraps and bandages are allowed in reining, working cow horse, team penning, barrel racing, pole bending, stake racing, jumping, tie-down roping, breakaway roping, dally team roping - heading, dally team roping - heeling, cutting and western horsemanship.

(E) Tie-downs for roping, speed events, team penning and ranch sorting.

(F) Running martingales for speed events, team penning and ranch sorting.

(G) Spurs; not to be used forward of the cinch.

(2) Prohibited Equipment

(A) Protective boots, leg wraps and bandages are prohibited in western pleasure, trail, halter, western riding and showmanship.

(B) Wire chin straps, regardless of how padded or covered.

(C) Any chin strap narrower than one-half inch.

(D) Martingales and draw reins, except for speed events and team penning.

(E) Nosebands and tie-downs, except for roping, speed events and team penning.

However, these cannot have any bare metal in contact with the horse's head.

(F) Jerk lines for roping.

(G) Tack collars for roping.

(i) In roping, speed events, team penning and ranch sorting western type equipment must be used. Use of a hackamore (including mechanical hackamores) or other type of bridles is the optional choice of the contestant; however, the judge may prohibit the use of bits or equipment he may consider severe.

ENGLISH EQUIPMENT

(a) In all English classes, an English snaffle (no shank), kimberwick, pelham and/or full bridle (with two reins), all with cavesson nosebands and plain leather brow bands must be used.

(b) In reference to mouthpieces, nothing may protrude below the mouthpiece (bar). Solid and broken mouthpieces must be between 5/16" to 3/4" (8 mm to 20 mm) in diameter, measured 1" (25 mm) from the cheek and may have a port no higher than 1 1/2" (40 mm). They may be inlaid, synthetic wrapped, including rubber or plastic or incased, but must be smooth. On broken mouthpieces only, connecting rings of 1 1/4" (32 mm) or less in diameter or connecting flat bar of 3/8" to 3/4" (10 mm to 20 mm) measured top to bottom with a maximum length of 2" (50 mm), which lie flat in the horse's mouth, are acceptable. Snaffle bit rings may be no larger than 4" (100 mm) in diameter. Any bit having a fixed rein requires use of a curb chain. Smooth round, oval or eggshaped, slow twist, corkscrew, single twisted wire, double twisted wire mouthpieces and straight bar or solid mouthpieces are allowed.

(c) In the jumping class only, mechanical hackamores may be used.

(d) Bits of any style (pelham, snaffle, kimberwick) featuring mouthpieces with cathedrals, donuts, prongs, edges or rough, sharp material shall be cause for elimination. Square stock, metal wrapped or polo bits shall be cause for elimination. If a curb bit is used, the chain must be at least 1/2" (15 mm) in width and lie flat against the

jaw of the horse.

(e) Saddles must be black and/or brown leather of traditional hunting or forward seat type, knee insert on the skirt is optional. Saddle pads should fit size and shape, except when necessary to accommodate numbers on both sides, for which a square pad or suitable attachment may be used. Saddle pads and attachments shall be white or natural color with no ornamentation.

(1) Optional equipment

- (A) Spurs of the unrowelled type that are blunt, round and no longer than one inch
- (B) Crops or bats
- (C) Gloves
- (D) English breast plate
- (E) Braiding of mane and/or tail in hunt style
- (F) Standing or running martingales in working hunter, jumping and equitation over fences only
- (G) Protective boots, leg wraps and bandages are allowed in hunt seat equitation on the flat and hunt seat equitation over fences.

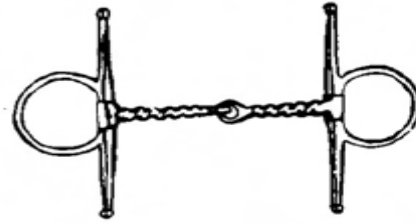
(2) Prohibited equipment

- (A) Draw reins
- (B) Rowelled spurs
- (C) Standing or running martingales except in working hunter, jumping and equitation over fences.
- (D) Figure 8 or flash cavessons except in jumping
- (E) Protective boots, leg wraps and bandages are prohibited in pleasure driving, hunter under saddle and boots of any description (except outdoors during inclement weather) in hunter hack, green working hunter and working hunter.
- (F) Rubber reins (except jumping)
- (G) Slip on spurs


**Acceptable English Bits
For All Ages**



Slow Twist



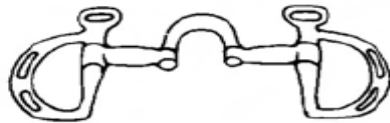
Corkscrew



Double Twisted Wire



Single Twisted Wire

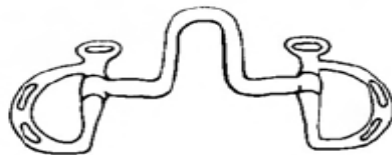


Correction Bit

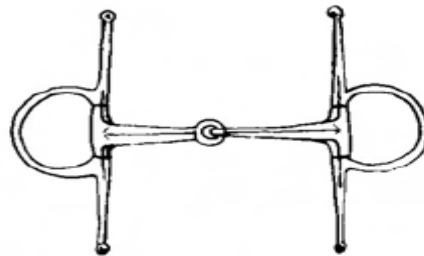


**Snaffle Bit with
Connecting Flat Bar**

Unacceptable English Bits



Excessive Port



Triangular Mouth