

# 2003 Peach Marketing Fact Sheet

<http://www.uky.edu/Ag/HortBiz>

## PRODUCTION

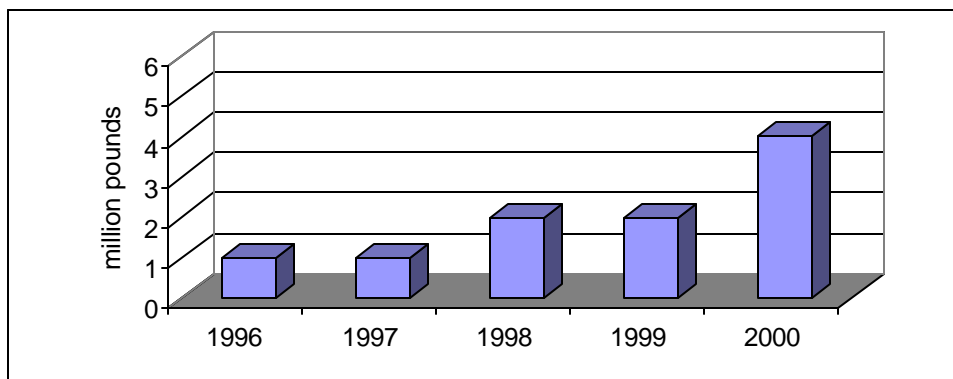
### U.S. Peach Production Data

	1997	1998	1999	2000	2001	2002
Bearing Acreage	157,800	160,300	157,400	155,400	151,500	151,500
Pounds Per Acre	16,632	14,976	16,046	16,730	16,119	16,263
Total Million Lbs Production	2,625	2,401	2,526	2,600	2,442	2,472
Cash Receipts Per Acre	\$2,820	\$2,786	\$3,081	\$3,147	\$3,151	\$3,336
Cash Receipts (\$1,000)	\$445,030	\$446,534	\$462,534	\$489,116	\$477,371	\$507,089

Source: USDA/ERS \*Estimates for 2002 based on ERS preliminary data

*While total production increased, Kentucky peach production per acre dropped drastically in 2000, from 6,360 pounds per acre to 3,670 pounds per acre.*

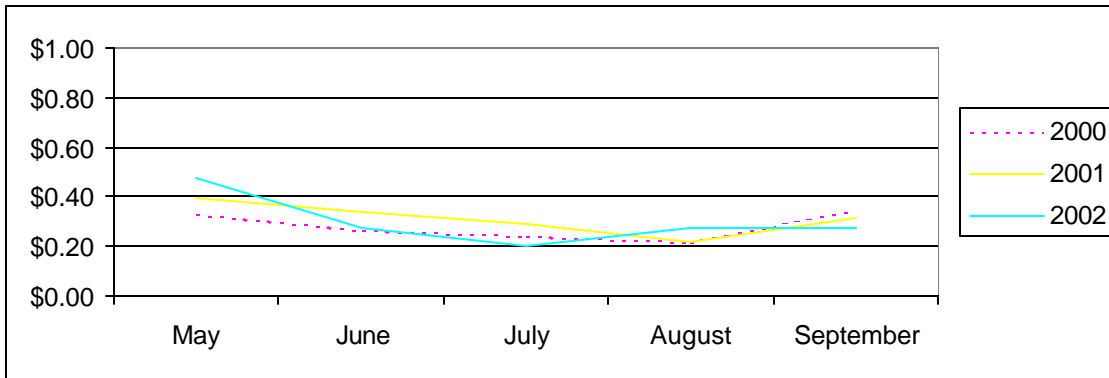
### Kentucky Peach Production (million pounds)



Source: USDA; NASS Noncitrus Fruits and Nuts 2000 Preliminary Summary

# PRICES

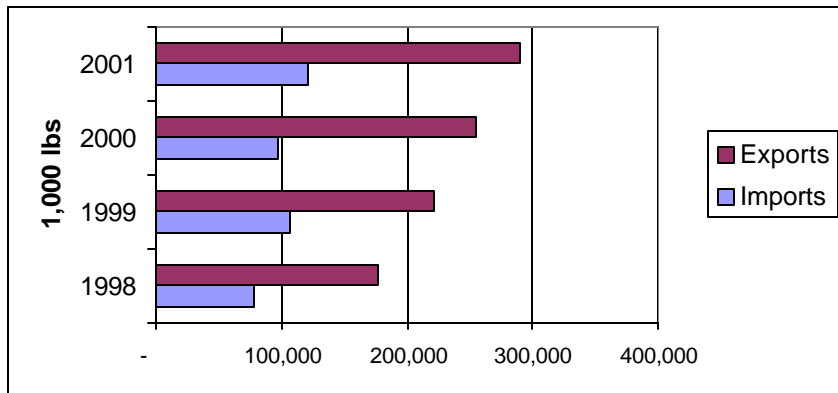
## *Fresh Peaches: Monthly Prices Received By Growers*



Source: USDA/ERS Fruit and Tree Nuts Situation and Outlook Yearbook, October 2001

# TRADE

## *U.S. Fresh Peach Trade*



Source: USDA/ERS Fruit and Tree Nuts Situation and Outlook Yearbook, October 2002

## *Information Sources*

**U.S. Census of Agriculture**

<http://govinfo.kerr.orst.edu/ag-stateis.html>

**USDA/ERS Fruit and Tree Nuts Situation and Outlook Yearbook**

<http://www.econ.ag.gov/prodsrvs/rept-sag.htm#fruitnutsup>

Prepared by Matt Ernst ([mernst@uky.edu](mailto:mernst@uky.edu)) and Tim Woods ([tawoods@uky.edu](mailto:tawoods@uky.edu)), University of Kentucky Department of Agricultural Economics, 400 Charles E. Barnhart Building, Lexington, KY, 40546-0276, Phone 859-257-5762, Fax 859-323-1913.

<http://www.uky.edu/Ag/AgEcon>

*Educational programs of the Kentucky Cooperative Extension Service serve all people regardless of race, color, age, sex, religion, disability, or national origin.*