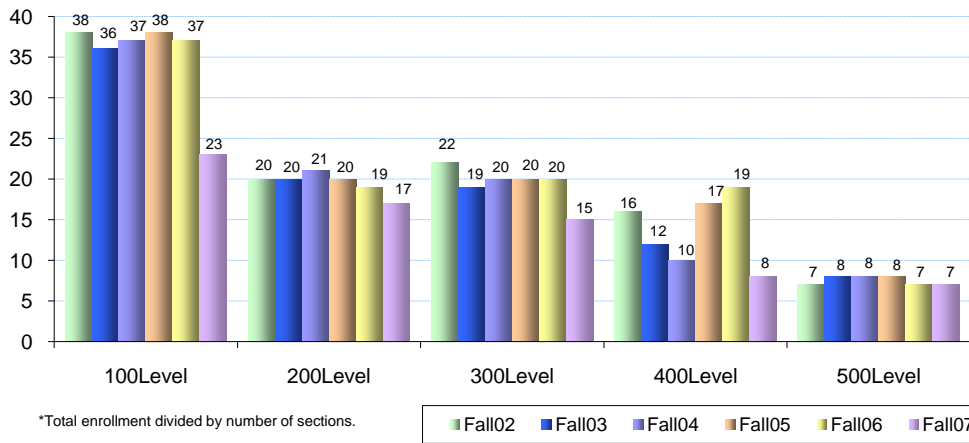


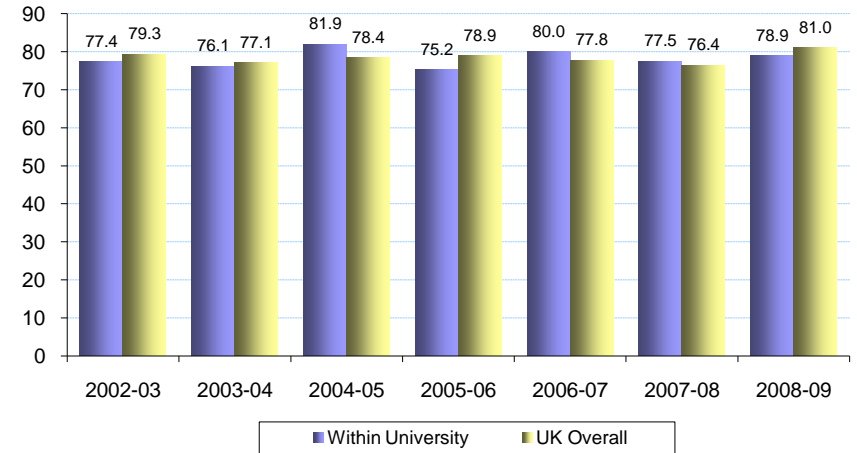
COLLEGE OF FINE ARTS SUMMARY

MAJORS						ANNUAL DEGREES AWARDED					FACULTY			RATIOS
Fall Semester	B	M/S	D	1st Prof	Total	B	M/S	D	1st Prof	Total	Full Time Faculty	African American	Departed Faculty	FTE S:F
2008-09	665	88	106	0	859	Not Yet Available					83	9	Not	8.6
2007-08	674	97	97	0	868	125	34	9	0	168	79	9	Yet	9.1
2006-07	715	94	91	0	900	155	25	8	0	188	77	6	Available	9.2
2005-06	750	87	73	0	910	124	27	5	0	156	76	7		9.3
2004-05	732	82	74	0	888	144	27	8	0	179	62	6		10.2
2003-04	742	83	76	0	901	147	22	7	0	176	64	6		10.2
2002-03	757	88	69	0	914	123	24	8	0	155	67	7		10.4

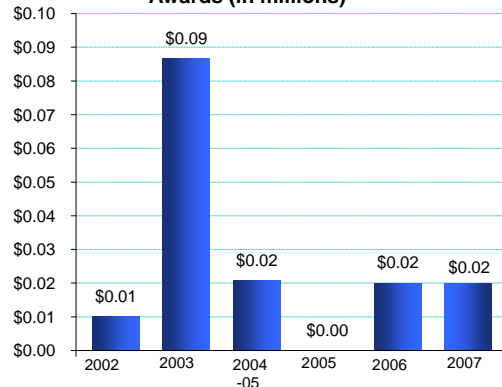
**Undergraduate Student Experience:
Total College Average Class Size* by Level**



Undergraduate 1st to 2nd Year Retention



Awards (in millions)



SPONSORED PROJECTS

Academic Year	Proposals Submitted	Awards Total
2007-08	2	\$0.02
2006-07	3	\$0.02
2005-06	5	\$0.00
2004-05	3	\$0.02
2003-04	7	\$0.09
2002-03	3	\$0.01

GENERAL FUND BUDGET

Academic Year	Total Amount	% Increase	State / Tuition Base	% Increase	Number Donors	Annual Giving
2008-09	\$9,700,161	1.4%	\$8,722,461	0.4%		
2007-08	\$9,569,000	13.3%	\$8,688,711	12.8%	1,100	\$770,025
2006-07	\$8,442,800	3.7%	\$7,699,670	4.8%	780	\$854,647
2005-06	\$8,139,100	7.1%	\$7,348,487	8.1%	751	\$504,567
2004-05	\$7,601,300	1.7%	\$6,795,232	2.1%		\$1,257,467
2003-04	\$7,474,100		\$6,653,806			\$486,441