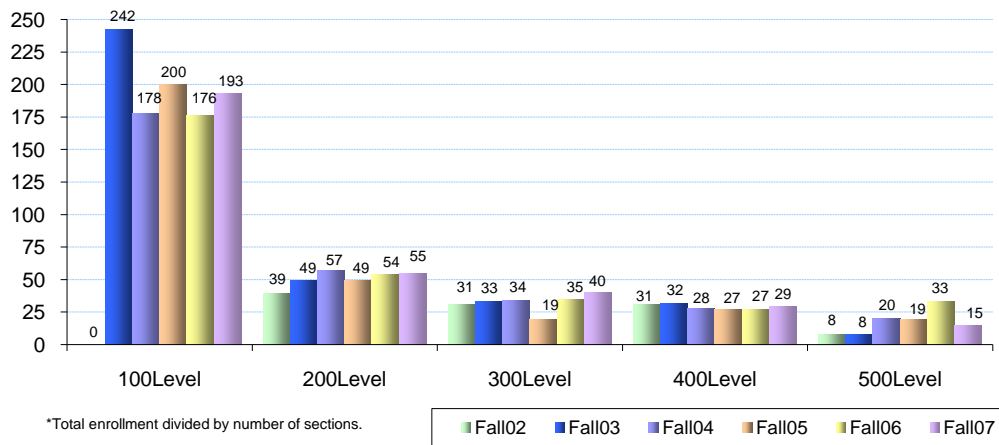


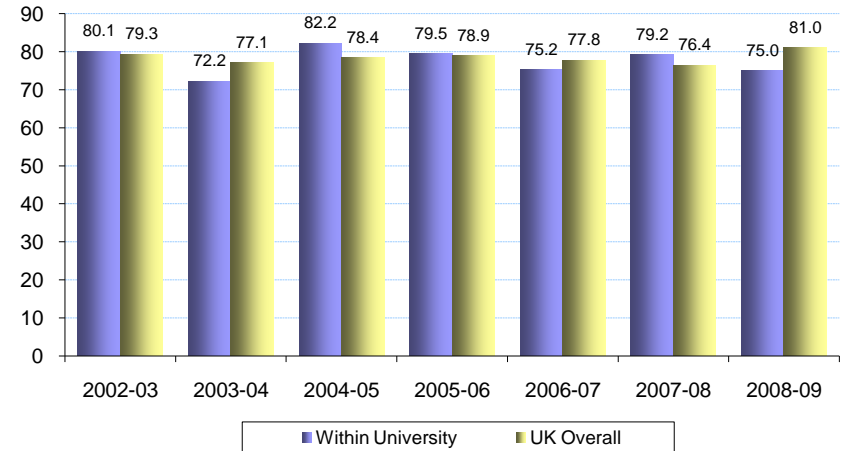
COLLEGE OF HEALTH SCIENCES SUMMARY

MAJORS						ANNUAL DEGREES AWARDED					FACULTY			RATIOS
Fall Semester	B	M/S	D	1st Prof	Total	B	M/S	D	1st Prof	Total	Full Time Faculty	African American	Departed Faculty	FTE S:F
2008-09	411	200	231	0	842	Not Yet Available					52	2	Not	16.2
2007-08	406	218	166	0	790	76	137	35	0	248	49	0	Yet	14.9
2006-07	479	275	66	0	820	86	143	4	0	233	47	1	Available	15.7
2005-06	474	290	29	0	793	94	122	3	0	219	44	1		16.6
2004-05	535	276	26	0	837	44	106	2	0	152	42	1		18.4
2003-04	429	241	23	0	693	72	131	0	0	203	42	1		13.1
2002-03	416	243	19	0	678	105	88	0	0	193	41	0		14.8

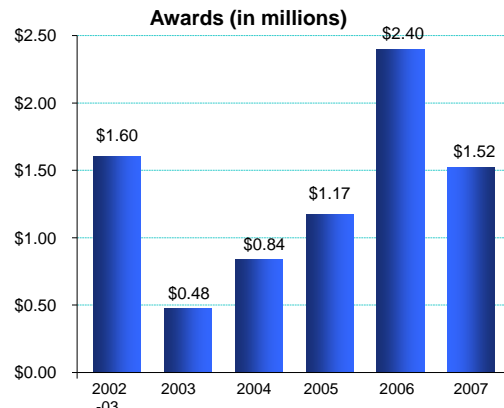
**Undergraduate Student Experience:
Total College Average Class Size* by Level**



Undergraduate 1st to 2nd Year Retention



SPONSORED PROJECTS		
Academic Year	Proposals Submitted	Awards Total
2007-08	38	\$1.52
2006-07	27	\$2.40
2005-06	27	\$1.17
2004-05	43	\$0.84
2003-04	52	\$0.48
2002-03	58	\$1.60



GENERAL FUND BUDGET					PRIVATE GIVING	
Academic Year	Total Amount	% Increase	State / Tuition Base	% Increase	Number Donors	Annual Giving
2008-09	\$7,903,759	4.5%	\$7,482,959	4.8%		
2007-08	\$7,563,200	15.0%	\$7,137,295	17.1%	423	\$172,781
2006-07	\$6,577,300	1.0%	\$6,096,188	5.7%	342	\$193,771
2005-06	\$6,510,200	10.1%	\$5,767,499	7.9%	200	\$32,434
2004-05	\$5,913,800	2.9%	\$5,343,396	1.4%		\$68,358
2003-04	\$5,746,500		\$5,268,943			\$50,839