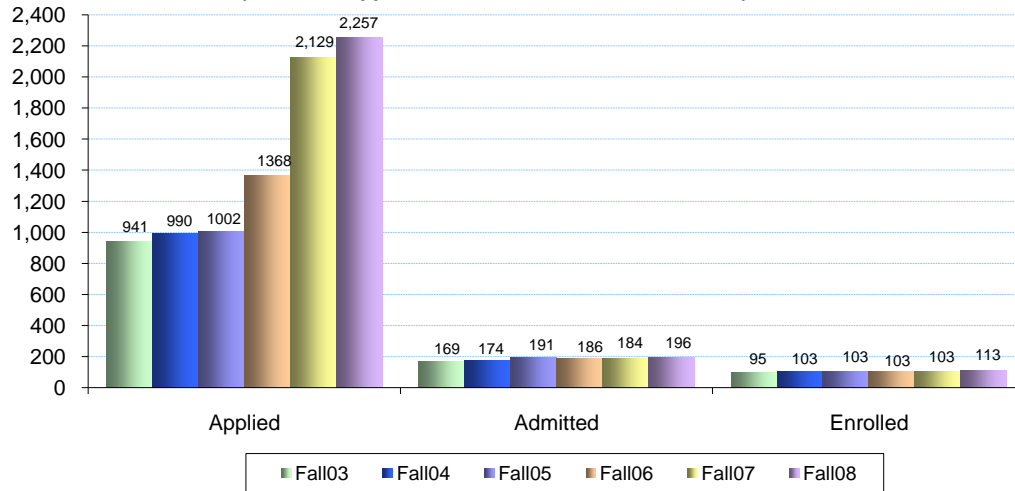


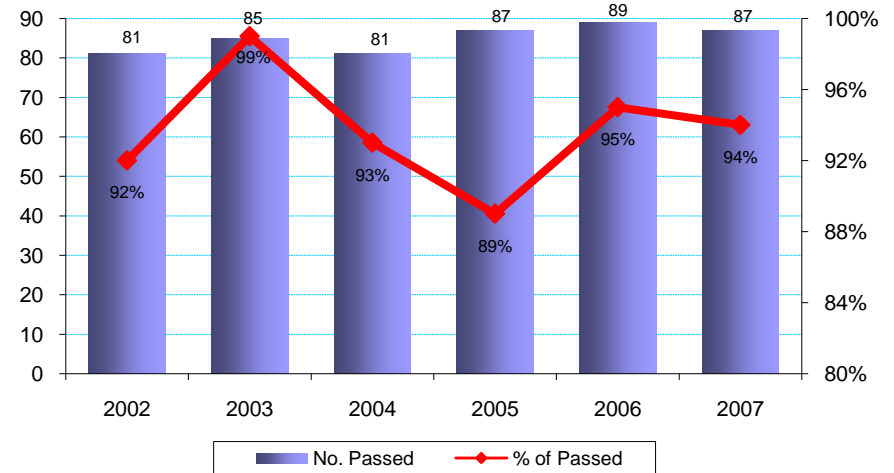
COLLEGE OF MEDICINE SUMMARY

MAJORS						ANNUAL DEGREES AWARDED					FACULTY			RATIOS
Fall Semester	B	M/S	D	1st Prof	Total	B	M/S	D	1st Prof	Total	Full Time Faculty	African American	Departed Faculty	FTE S:F
2008-09	0	27	198	425	650	Not Yet Available					734	11	Not	N/A
2007-08	0	24	224	406	654	0	22	32	94	148	677	9	Yet	N/A
2006-07	0	15	216	404	635	0	19	27	93	139	655	8	Available	N/A
2005-06	0	12	220	401	633	0	9	29	91	129	625	8		N/A
2004-05	0	13	205	397	615	0	10	23	96	129	603	6		N/A
2003-04	0	99	178	379	656	0	35	11	86	132	571	8		N/A
2002-03	0	94	164	366	624	0	35	21	88	144	547	11		N/A

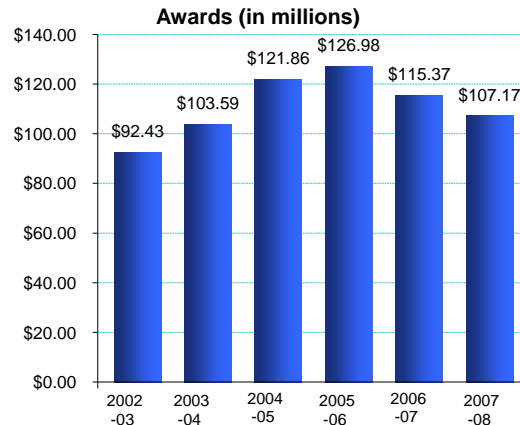
Applications, Admissions and Enrollment
(Based on applicant file data as submitted to CPE)



No. of Who Passed U.S. Medical Licensure Exam, Pt. 2 and % of Who Passed U.S. Medical Licensure Exam, Pt. 2



SPONSORED PROJECTS		
Academic Year	Proposals Submitted	Awards Total
2007-08	976	\$107.17
2006-07	958	\$115.37
2005-06	881	\$126.98
2004-05	824	\$121.86
2003-04	882	\$103.59
2002-03	853	\$92.43



GENERAL FUND BUDGET					PRIVATE GIVING	
Academic Year	Total Amount	% Increase	State / Tuition Base	% Increase	Number Donors	Annual Giving
2008-09	\$189,354,935	16.4%	\$55,219,186	-1.8%		
2007-08	\$162,717,800	9.9%	\$56,242,846	5.9%	2,355	\$11,593,507
2006-07	\$148,086,000	3.7%	\$53,100,332	2.0%	3,624	\$10,079,321
2005-06	\$142,842,000	-18.5%	\$52,052,027	6.7%	3,591	\$17,841,960
2004-05	\$175,309,100	6.4%	\$48,799,253	3.8%		\$9,432,759
2003-04	\$164,812,800		\$47,008,189			\$12,325,157

*PRIVATE GIVING includes Markey Cancer Center and Sanders-Brown Center on Aging.