

Brio Intelligence Explorer 6.6
Crystal Reports 8.5



Explorer and Crystal Reports (CR)

Topics:

- . Objectives**
- . Product Features**
- . Product Demonstrations**
- . Report Examples**
- . Strengths and Limitations**
- . Q and A Session**



Explorer and CR

Objectives:

- 1) Highlight some of the query, analysis and reporting features offered by CR and Explorer.**
- 2) Demonstrate both products using University data, and address some of the differences, similarities, strengths and limitations between these two Business Intelligence (BI) products.**

Explorer and CR

Data Connectivity and Report Creation

	Explorer 6.6	Crystal Reports 8.5
Price	Explorer \$1,200.00	Professional \$495.00 (5 users \$2,231.00) Developer \$595.00 (5 users \$2,826.00)
Data Connectivity		
Connection files (Open Catalog Extensions)	✓	
Support many database formats	✓	✓
On-Line Analytical Processing (OLAP) Multidimensional data cubes	✓	✓
Import data files	✓	✓
Import SQL program code	✓	✓
Report Creation		
Microsoft Excel Add-In		✓
Microsoft Access Add-In		✓
Parameter fields		✓
Process complex queries	✓	✓
Pivot report	✓	
Free form report	✓	✓
Report Expert/Wizard (8 report styles)		✓
Conditional formatting	✓	✓

Explorer and CR Accessible Database Formats

	Explorer 6.6	Crystal Reports 8.5
AS/400	✓	
Broadbase	✓	
Informix	✓	✓
Redbrick	✓	
Microsoft SQL Server	✓	✓
Sybase	✓	✓
Teradata	✓	
IBM DB2	✓	✓
Oracle	✓	✓
Microsoft Access	✓	✓
Microsoft Excel		✓
dBASE	✓	
FoxPro	✓	✓
Paradox	✓	✓
Clipper		✓
Visual FoxPro		✓
IBM DB2 OLAP server	✓	✓
Essbase Cube	✓	✓
Informix Metacube	✓	✓



Import Data Files

	Explorer 6.6	Crystal Reports 8.5
Tab delimited (.txt)	✓	✓
Comma delimited (.csv)	✓	✓
Excel file (.xls)	✓	✓
Crystal SQL Designer file (.qry)		✓

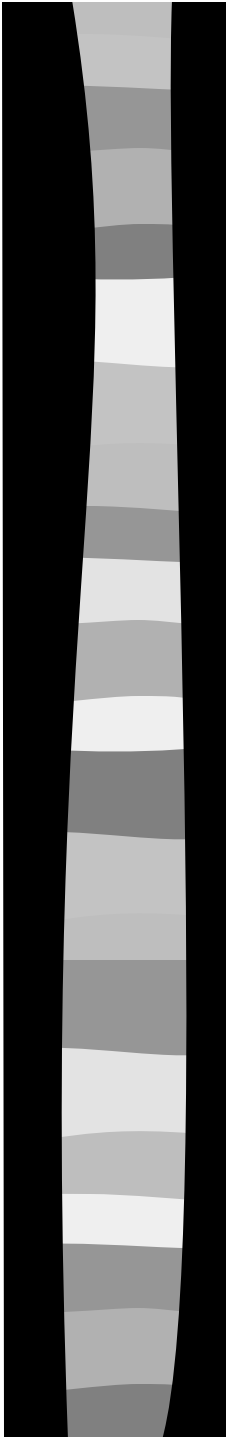
Export Format Types

	Explorer 6.6	Crystal Reports 8.5
Excel file (.xls)	✓	✓
Access (.mdb)	✓	✓
FoxPro	✓	✓
Lotus 1-2-3 WKS (.wks)	✓	✓
Tab delimited (.txt)	✓	✓
HTML (.htm)	✓	✓
Comma delimited (.csv)	✓	✓
JPEG (.jpg)	✓	
Document-type icons (.gif)	✓	
Acrobat (.pdf)	✓	✓
Rich Text Format (RTF)	✓	✓
Word for Windows document (.doc)		✓
Crystal Reports (.rpt)		✓
Brio Reports (.bggy)	✓	✓



Document Save Options

	Explorer 6.6	Crystal Reports 8.5
Save results w/ document	✓	✓
Compress document	✓	✓
Password protect document (Crystal Enterprise must be installed)	✓	✓
Password protect design mode (Explorer only)	✓	



Explorer and CR Product Demonstration:

Explorer:

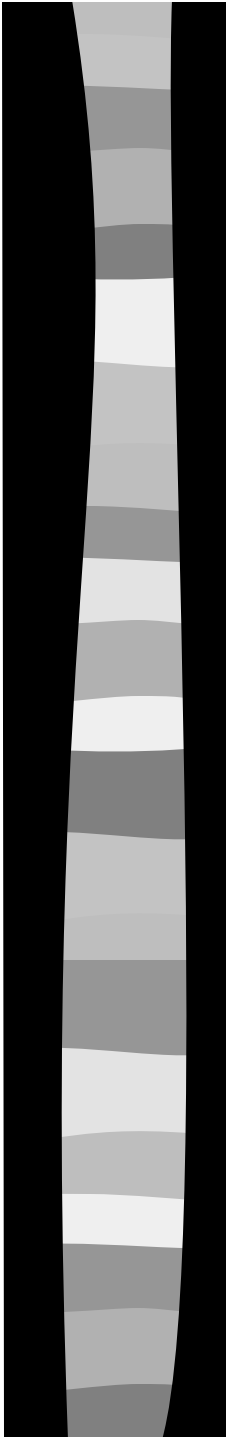
Pivot

CR:

Standard

Cross-Tab

Microsoft Excel Add-In



Explorer and CR Report Examples:

CR:

Cross-Tab

Free Form



Explorer Strengths and Limitations

Strengths:

- . The connection to Oracle can be tailored to specific view(s).**
- . The elements listed in a view can be arranged in alphabetical order.**
- . The options on the menus (tool bar) vary depending on the report style.**
- . The ability to determine the size of a query before execution.**
- . Interactive pivot reporting lets you perform drilldown analysis of different data relationships.**
- . Provides a graphical user interface (point-and-click, drag-and-drop) approach to building complex queries.**

Limitations:

- . The ability to create a Free Form report is not as easy or intuitive as CR's.**
- . Supports fewer report styles than CR.**



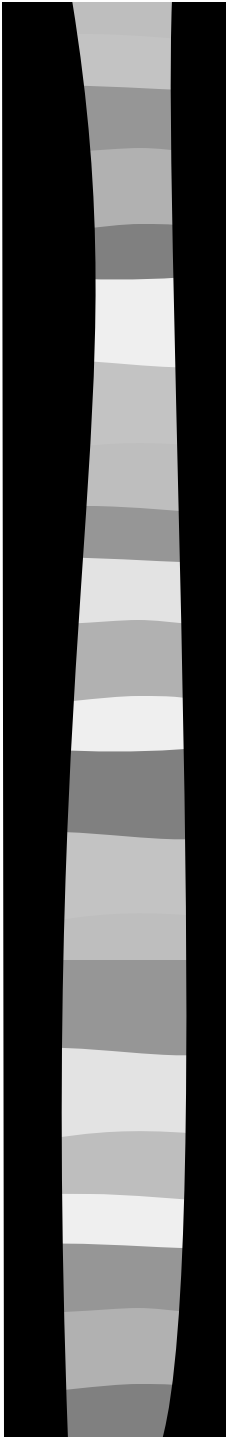
CR Strengths and Limitations:

Strengths:

- . **Built-in report wizards to guide you step by step through building reports and completing common tasks.**
- . **The user interface for designing reports promotes changes in report layout and design, as well as text format changes.**
- . **The ability to access the Crystal Report wizard from within Microsoft Access and Excel, and report on the Access or Excel data.**
- . **The ability to determine the size of a query before execution.**
- . **Formula Editor supports a greater number data functions such as mathematical and character manipulation.**

Limitations:

- . **Complex queries must be developed manually.**
- . **Does not support pivot reports.**



Explorer and CR
Q and A:

BRIO Intelligence Explorer (Pivot) COURSE TERM CAPACITY REPORT

			20017			20027			
			Sec Enr Max Nu	Sec Enr Nu	PerCnt Cpct	Sec Enr Max Nu	Sec Enr Nu	PerCnt Cpct	
UK	LC	A&S	100	30	5	16.67%	232	120	51.72%
			101	120	117	97.50%	72	48	66.67%
			103	20	14	70.00%	20	0	0.00%
			156				15	12	80.00%
			300	25	18	72.00%	65	7	10.77%
			500	45	24	53.33%	70	28	40.00%
	A-E	270	80	79	98.75%	80	82	102.50%	
		272	40	42	105.00%	80	92	115.00%	
		395	15	4	26.67%	20	4	20.00%	
		399	9	0	0.00%	14	0	0.00%	
		545	10	1	10.00%	10	0	0.00%	
		577	10	5	50.00%				
		578				10	10	100.00%	
		579	15	13	86.67%	15	11	73.33%	
		645	10	3	30.00%	10	2	20.00%	
		695	15	3	20.00%	20	3	15.00%	
		748	15	1	6.67%	15	1	6.67%	
		A-H	104				30	29	96.67%
	105		70	98	140.00%	60	64	106.67%	
	106		175	175	100.00%	185	131	70.81%	

7/8/2003

Crystal Reports (Standard Report Style) COURSE TERM CAPACITY REPORT

<u>IN INST</u>	<u>SEC AC UN CD</u>	<u>SEC TR</u>	<u>SEC PREF CD</u>	<u>SEC NUM SUF CD</u>	<u>SEC ENR MAX NU</u>	<u>SEC ENR NU</u>	<u>PRCNT_CPCT</u>
<u>UK</u>	<u>LC</u>	<u>20017</u>					
			<u>A&S</u>				
				100	30	5	0.17
				101	120	117	0.98
				103	20	14	0.70
				300	25	18	0.72
				500	45	24	0.53
			A&S		240	178	0.74
			<u>A-E</u>				
				270	80	79	0.99
				272	40	42	1.05
				395	15	4	0.27
				399	9	0	0.00
				545	10	1	0.10
				577	10	5	0.50
				579	15	13	0.87
				645	10	3	0.30
				695	15	3	0.20
				748	15	1	0.07
			A-E		219	151	0.68
			<u>A-H</u>				
				105	70	98	1.40

Cystal Reports

CROSS-TAB

7/8/2003 10:38:01AM

	1/1996	10/1996	1/1997	4/1997	7/1997	10/1997	1/1998	4/1998	Total
Descent	8.00	19.00	108.00	154.00	98.00	93.00	136.00	35.00	651.00
Endorphin	3.00	11.00	48.00	75.00	56.00	51.00	53.00	14.00	311.00
Mozzie	15.00	18.00	51.00	64.00	84.00	64.00	52.00	19.00	367.00
Competition	26.00	48.00	207.00	293.00	238.00	208.00	241.00	68.00	1,329.00
Active Outdoors Crochet Glove	11.00	25.00	27.00	89.00	57.00	75.00	28.00	26.00	338.00
Active Outdoors Lycra Glove	4.00	37.00	59.00	94.00	75.00	73.00	54.00	42.00	438.00
InFlux Crochet Glove	0.00	4.00	31.00	30.00	30.00	39.00	26.00	26.00	186.00
InFlux Lycra Glove	9.00	15.00	18.00	36.00	32.00	41.00	28.00	11.00	190.00
Gloves	24.00	81.00	135.00	249.00	194.00	228.00	136.00	105.00	1,152.00
Triumph Pro Helmet	8.00	37.00	47.00	104.00	93.00	92.00	52.00	30.00	463.00
Triumph Vertigo Helmet	8.00	50.00	71.00	134.00	119.00	119.00	92.00	49.00	642.00
Xtreme Adult Helmet	6.00	17.00	52.00	101.00	78.00	57.00	61.00	13.00	385.00
Xtreme Youth Helmet	4.00	9.00	10.00	33.00	12.00	24.00	15.00	6.00	113.00
Helmets	26.00	113.00	180.00	372.00	302.00	292.00	220.00	98.00	1,603.00
Romeo	12.00	12.00	38.00	46.00	58.00	64.00	46.00	21.00	297.00
Wheeler	13.00	11.00	45.00	30.00	61.00	44.00	39.00	22.00	265.00
Hybrid	25.00	23.00	83.00	76.00	119.00	108.00	85.00	43.00	562.00
Micro Nicos	0.00	16.00	14.00	27.00	25.00	24.00	27.00	4.00	137.00
Mini Nicos	8.00	12.00	28.00	21.00	29.00	19.00	22.00	1.00	140.00
Kids	8.00	28.00	42.00	48.00	54.00	43.00	49.00	5.00	277.00
Guardian "U" Lock	0.00	2.00	5.00	15.00	11.00	13.00	3.00	3.00	52.00
Guardian ATB Lock	0.00	2.00	7.00	15.00	10.00	4.00	10.00	4.00	52.00
Guardian Chain Lock	0.00	6.00	10.00	14.00	19.00	14.00	4.00	5.00	72.00
Guardian Mini Lock	3.00	12.00	10.00	16.00	5.00	7.00	11.00	9.00	73.00
Guardian XL "U" Lock	0.00	1.00	10.00	24.00	7.00	15.00	7.00	2.00	66.00
Xtreme Mtn Lock	3.00	5.00	6.00	22.00	14.00	18.00	8.00	0.00	76.00
Xtreme Rhino Lock	0.00	4.00	12.00	6.00	8.00	9.00	11.00	14.00	64.00
Xtreme Titan Lock	0.00	0.00	9.00	12.00	3.00	7.00	15.00	6.00	52.00
Locks	6.00	32.00	69.00	124.00	77.00	87.00	69.00	43.00	507.00
Nicos	5.00	37.00	90.00	138.00	113.00	112.00	106.00	24.00	625.00
Rapel	19.00	20.00	82.00	97.00	89.00	74.00	94.00	17.00	492.00
SlickRock	12.00	26.00	52.00	77.00	57.00	59.00	63.00	15.00	361.00
Mountain	36.00	83.00	224.00	312.00	259.00	245.00	263.00	56.00	1,478.00
Roadster Jr BMX Saddle	0.00	0.00	17.00	7.00	12.00	11.00	6.00	0.00	53.00
Roadster Micro Mtn Saddle	6.00	2.00	10.00	14.00	11.00	12.00	12.00	5.00	72.00
Roadster Mini Mtn Saddle	0.00	0.00	3.00	12.00	5.00	13.00	9.00	3.00	45.00
Vesper Comfort ATB Saddle	0.00	1.00	8.00	8.00	12.00	12.00	12.00	0.00	53.00

Crystal Reports (Free Form Style)

**THE FUND FOR ADVANCEMENT OF EDUCATION AND RESEARCH
IN THE UNIVERSITY OF KENTUCKY MEDICAL CENTER
STATEMENT OF NET ASSETS
JUNE 30, 2002**

ASSETS

Current Assets

Cash and cash equivalents	\$ 7,876,385	\$ 6,660.375
Accounts receivable, net	1,414,266	<u>1,992.287</u>
Total current assets	<u>9,290,651</u>	<u>8,652.662</u>

Noncurrent Assets

Restricted cash and cash equivalents	(3,127)	-
Endowment investments	189,919	<u>200.003</u>
Total noncurrent assets	<u>186,792</u>	<u>200.003</u>
Total assets	<u>9,477,443</u>	<u>8,852.665</u>

LIABILITIES

Current Liabilities

Accounts payable and accrued liabilities	111,275	125.368
Total current liabilities	<u>111,275</u>	<u>679.006</u>
Total liabilities	<u>111,275</u>	<u>679.006</u>

NET ASSETS

Restricted

Nonexpendable	37,413	37.413
Expendable	362,437	<u>593.052</u>
Total restricted	<u>399,850</u>	<u>630.465</u>

Unrestricted

Total net assets	\$ 9,366,168	\$ <u>8,173.659</u>
------------------	--------------	---------------------

See notes to consolidated financial statements.