

TRIP Approval



All workflow items pending the Approver's review will appear in the Tasks of the Approver's Workflow Items box.

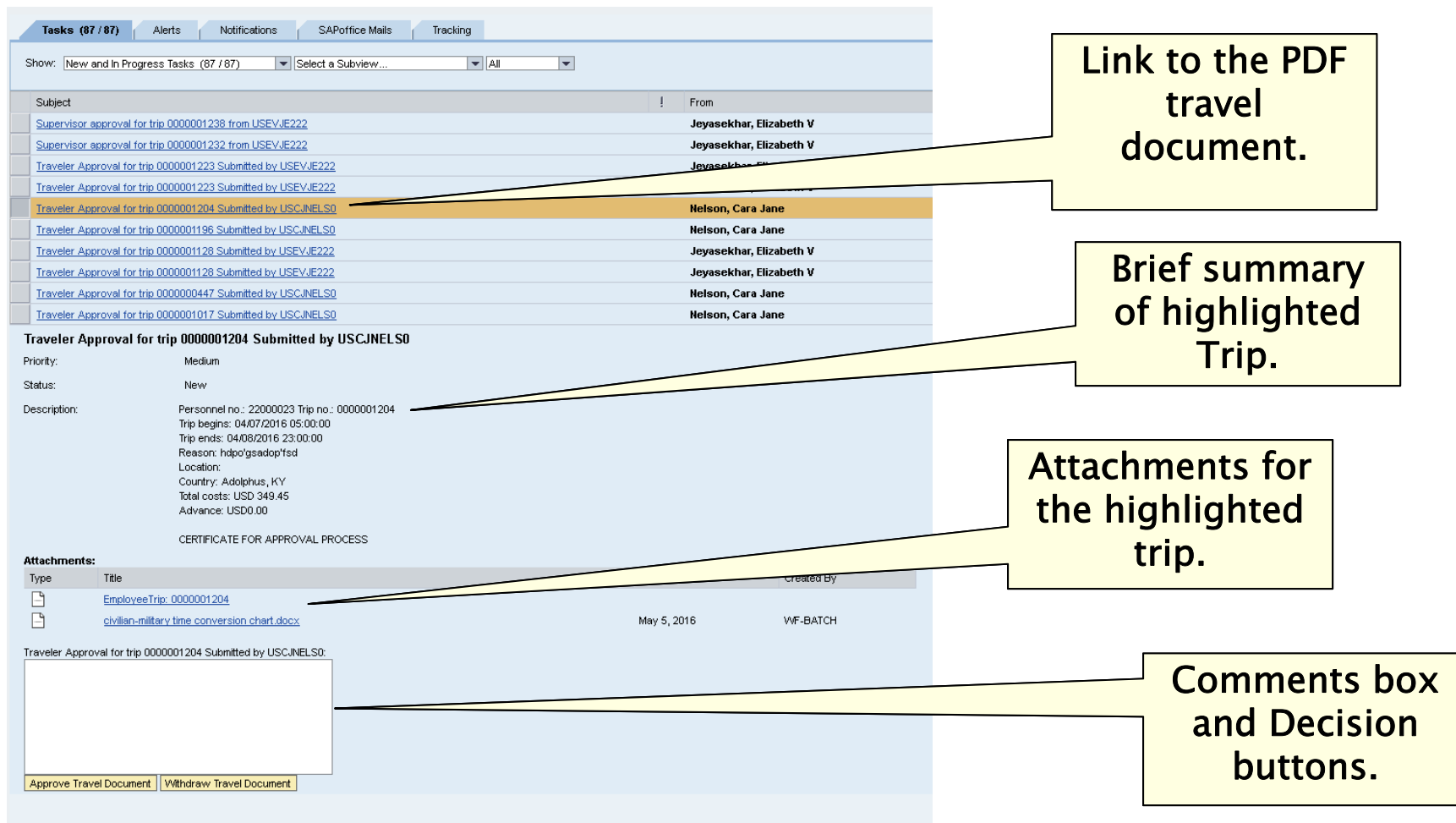
Scroll down until the trip to be reviewed is located on the screen and click on the grey selection box to highlight the trip.

Click on the grey selection box to the left of the Trip to be reviewed.

Subject	From	Sent Date
Supervisor approval for trip 0000001238 from USEVJE222	Jeyasekhar, Elizabeth V	May 17, 2016
Supervisor approval for trip 0000001238 from USEVJE222	Jeyasekhar, Elizabeth V	May 13, 2016
Traveler Approval for trip 0000001223 Submitted by USEVJE222	Jeyasekhar, Elizabeth V	May 13, 2016
Traveler Approval for trip 0000001223 Submitted by USEVJE222	Jeyasekhar, Elizabeth V	May 11, 2016
Traveler Approval for trip 0000001204 Submitted by USCJNELSO	Nelson, Cara Jane	May 5, 2016
Traveler Approval for trip 0000001196 Submitted by USCJNELSO	Nelson, Cara Jane	Apr 29, 2016
Traveler Approval for trip 0000001128 Submitted by USEVJE222	Jeyasekhar, Elizabeth V	Apr 14, 2016
Traveler Approval for trip 0000001128 Submitted by USEVJE222	Jeyasekhar, Elizabeth V	Apr 14, 2016
Traveler Approval for trip 0000000447 Submitted by USCJNELSO	Nelson, Cara Jane	Mar 18, 2016
Traveler Approval for trip 0000001017 Submitted by USCJNELSO	Nelson, Cara Jane	Mar 18, 2016

TRIP Approval

A brief summary of the trip and the attachments for the trip will appear below the Tasks list.



The screenshot displays the 'Tasks (87 / 87)' section of the IRIS system. A list of tasks is shown, with the task 'Traveler Approval for trip 0000001204 Submitted by USCJNELSO' highlighted in orange. Callout boxes point to various elements:

- Link to the PDF travel document.** Points to the subject line of the highlighted task.
- Brief summary of highlighted Trip.** Points to the detailed description of the highlighted task, including personnel number, trip dates, location, and costs.
- Attachments for the highlighted trip.** Points to the list of attachments, including 'EmployeeTrip: 0000001204' and 'civilian-military time conversion chart.docx'.
- Comments box and Decision buttons.** Points to the empty text area for comments and the 'Approve Travel Document' and 'Withdraw Travel Document' buttons at the bottom of the task details.

TRIP Approval – Summary



The Summary section will provide a high level summary of who, when, where, why, and total trip costs. The approver certification statement is also included in the Summary section.

Traveler Approval for trip 0000001204 Submitted by USCJNELSO

Priority: Medium

Status: New

Description: Personnel no.: 22000023 Trip no.: 0000001204
Trip begins: 04/07/2016 05:00:00
Trip ends: 04/08/2016 23:00:00
Reason: hdpog'sadop'fsd
Location:
Country: Adolphus, KY
Total costs: USD 349.45
Advance: USD0.00

I certify I have reviewed this travel document and all expenses included are accurate, incurred in the performance of the traveler's official duties, support the mission of the department, and are in compliance with the University's Policy on Travel Expenses, BPM E-5-1. If the travel document is charged to a sponsored project(s), I further certify all travel expenses provide direct benefit to the project(s) in accordance with Costing Guidelines for Sponsored Projects, Appendix 3. None of the expenses are personal or unallowable. No expenses are claimed that have been or will be reimbursed from another source, were provided free of charge or were covered by conference registration fees.

The specific trip details are to be reviewed on the travel document PDF.

TRIP Approval – PDF



Click on the Subject line of the highlighted trip to open the travel document. The document will open as a PDF document.

Tasks (87 / 87)	Alerts	Notifications	SAPoffice Mails	Tracking
Show: <input type="text" value="New and In Progress Tasks (87 / 87)"/> <input type="text" value="Select a Subview..."/> <input type="text" value="All"/>				
Subject				
Supervisor approval for trip 0000001238 from USEVJE222				
Supervisor approval for trip 0000001232 from USEVJE222				
Traveler Approval for trip 0000001223 Submitted by USEVJE222				
Traveler Approval for trip 0000001223 Submitted by USEVJE222				
Traveler Approval for trip 0000001204 Submitted by USCJNELSO				
Traveler Approval for trip 0000001196 Submitted by USCJNELSO				
Traveler Approval for trip 0000001128 Submitted by USEVJE222				
Traveler Approval for trip 0000001128 Submitted by USEVJE222				
Traveler Approval for trip 0000000447 Submitted by USCJNELSO				
Traveler Approval for trip 0000001017 Submitted by USCJNELSO				

Click on the Subject line of the highlighted Trip to open the PDF travel document for review.

TRIP Approval – PDF



Review the information entered for the trip for accuracy and completeness.



Mary Fister-Tucker
22000023
22000023
Main Campus
Reg FT

Mary Fister-Tucker
3 Travel Management
Lexington KY 40518
Date: Jun 3, 2016
Page: 1 / 2

Reminder Messages:

Expense Report/Travel Expense Statement (Simulation)

For Mary Fister-Tucker For Trip 1204 From Apr 7, 2016 To Apr 8, 2016

Trip Template: Overnight Trip

General Data

Purpose of Trip: 02-Development/Donor Relations
Type of Trip: In-State Travel
Applicable Per Diem Rate: Federal Rate
Additional Trip Comments:

Itinerary

Date	Time	Event	Entry Region	Specific Destination	Additional Trip Info
4/7/16	05:00	Start of Trip	US USA		
4/7/16	05:00	Trip Destination	US Adolphus, KY		hdpo'gsadop'fsd
4/8/16	23:00	End of Trip	US USA		

Settlement Results and Cost Assignment

Amount Type	Amount (USD)
Per Diems for Meals	92.00
Sum of Reimbursable Receipts	257.45
Reimbursable Amount	349.45

Settlement Results and Cost Assignment

349.45 USD of 349.45 USD assigned to:

Company Code: UK00 University of Kentucky
Business Area: 0201 UKRF

WBS Element: 3048111824 WHEN THE WELL RUNS DRY
Funds Center: 1013600285 C.S-WHEN THE WELL RUN
Fund: 0226000050
Functional Area: 0520 Community Services
Grant: 3048111824 WALLING SUZETTE

Meals Per Diem

From	To	No.	Region	Reimbursement Amount (USD)
4/7/16 05:00	4/8/16 00:00	1	Adolphus, KY	46.00
4/8/16 00:00	4/8/16 23:00	1	Adolphus, KY	46.00
		0	Sum of Meals per Diems	92.00

Reimbursement Amount: 92.00 USD

Receipts

Date	No.	Expense Type	Amount (USD)	Est. Amount (USD)
4/7/16	001	Lodging	257.45	0.00
		Sum of Reimbursable Receipts	257.45	0.00



Additional Receipt Information

No.	Receipt	Type	Content
001	Lodging	From	04/07/2016
		To	04/08/2016
		Number	1

TRIP Approval – Attachments



All of the attachments added by the trip creator as Business Documents will be available for review. Each attachment should be opened and reviewed.

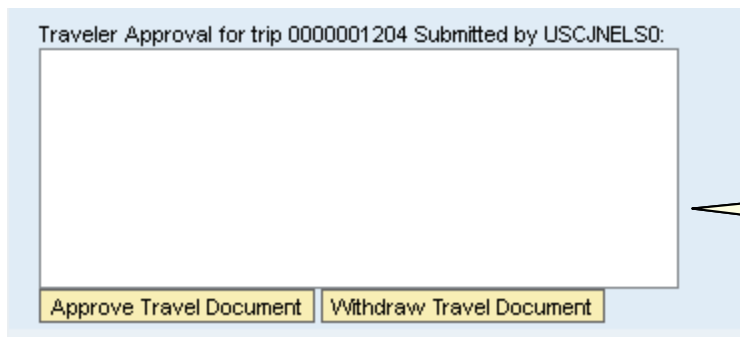
Attachments:	
Type	Title
	EmployeeTrip: 0000001204
	civilian-military time conversion chart.docx

Click on the attachment Title to open the document for review.

NOTE: “EmployeeTrip: 000000XXXX” is not an attachment and will not open for the Travelers, Supervisors, or Budget Officers. This item is for AP use only.

TRIP Approval – Decision Buttons

Traveler Approval Decision Options:



Traveler Approval for trip 0000001204 Submitted by USCJNELSO:

Approve Travel Document Withdraw Travel Document

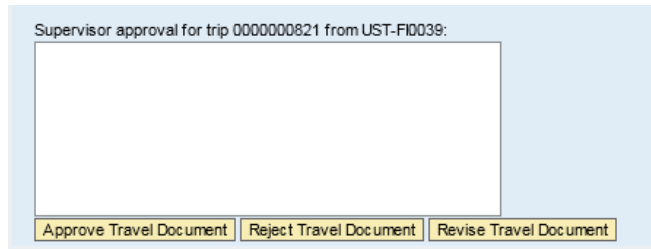
Type any comments for the Proxy (if withdrawing) or for the Supervisor (if approving) and click the appropriate decision button.

1. Approve Travel Document – The Approve Travel Document button will record approval of the document as it was created and workflow the travel document to the next required level of approval.
2. Withdraw Travel Document – The Withdraw Travel Document button is available to the traveler only and should be selected when a travel document should not be processed (i.e. No longer going on a trip.). Withdrawing the trip will cancel the existing document and liquidate the encumbrance. (Comments in the comments box will be included in automated email communication to the Proxy.)

NOTE: If minor changes are needed to the travel document, the traveler needs to communicate directly with the Proxy to obtain the necessary corrections.

Trip Approval – Decision Buttons

Supervisor Approval Decision Options:



Supervisor approval for trip 0000000821 from UST-F0039:

Approve Travel Document Reject Travel Document Revise Travel Document

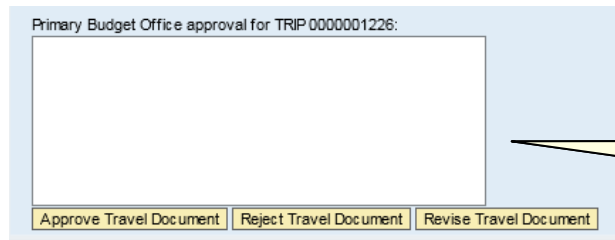
Type any comments for the Budget Officer approval or for the Proxy (if Rejecting or Requesting a Revision) and click the appropriate decision button.

1. Approve Travel Document – The Approve Travel Document button will record approval of the document as it was created and workflow the travel document to the lowest level of Budget Officer approval.
2. Reject Travel Document – The Reject Travel Document button should be used when the travel document should not have been created or the trip will not be approved. Comments are required in the Comments box, the travel document will be cancelled, and the travel encumbrance will be liquidated.
3. Revise Travel Document – The Revise Travel Document button should be selected when changes are necessary to the travel document before the document can be properly approved. All revisions must be completed by the Proxy. Supervisors cannot revise travel documents. Comments are required and will be communicated to the Proxy through an automated email.

Once a decision button has been processed, the Trip will be removed from the approver's worklist and the process should be repeated for all travel documents awaiting approval.

Trip Approval – Decision Buttons

Business Officer Approval Decision Options:



Primary Budget Office approval for TRIP 0000001226:

Approve Travel Document Reject Travel Document Revise Travel Document

Type any comments for the next level of Budget Officer approval or for the Proxy (if Rejecting or Requesting a Revision) and click the appropriate decision button.

1. **Approve Travel Document** – The Approve Travel Document button will record approval of the document as it was created and workflow the travel document to the next required level of budget officer approval or AP for an expense report. If the document is a travel request, after all levels of Budget Officer have approved the document, the workflow will end and the statistical encumbrance will become an actual encumbrance.
2. **Reject Travel Document** – The Reject Travel Document button should be used when the travel document should not have been created or the trip will not be approved. Comments are required in the Comments box, the travel document will be cancelled, and the travel encumbrance will be liquidated.
3. **Revise Travel Document** – The Revise Travel Document button should be selected when changes are necessary to the travel document before the document can be properly approved. All revisions must be completed by the Proxy. Business Officers cannot revise travel documents. Comments are required and will be communicated to the Proxy through an automated email.

Once a decision button has been processed, the Trip will be removed from the approver's worklist and the process should be repeated for all travel documents awaiting approval.

Trip Approval – Decision Buttons



Accounts Payable Approval Decision Options:

A screenshot of a web application interface. At the top, it says "Primary Budget Office approval for TRIP 0000001226:". Below this is a large, empty rectangular box for entering comments. At the bottom of the interface are three buttons: "Approve Travel Document", "Reject Travel Document", and "Revise Travel Document". A yellow callout box with a pointer is positioned to the right of the comment box, containing text about adding comments and clicking a decision button.

Type any comments for the next level of Budget Officer approval or for the Proxy (if Rejecting or Requesting a Revision) and click the appropriate decision button.

1. Approve Travel Document – The Approve Travel Document button will record approval of the document as it was created.
2. Reject Travel Document – The Reject Travel Document button should be used when the travel document should not have been created or the trip will not be approved. Comments are required in the Comments box, the travel document will be cancelled, and the travel encumbrance will be liquidated.
3. Revise Travel Document – The Revise Travel Document button should be selected when AP determines changes are necessary and the changes should be processed by the creator before the document can be properly approved. All revisions requested by AP through the Revise Travel Document button must be completed by the Proxy. Comments are required and will be communicated to the Proxy through an automated email.
4. Accounts Payable does have the option to make minor revisions to the travel expense report selecting Approve Travel Document.

Travel Workflow



After AP approval of a travel expense report:

- SAP will create or maintain a vendor master record for the traveler based on the Personnel Assignment.
- SAP will post the travel expenses report to the cost objects assigned to the trip and liquidate the encumbrances.
- Reimbursement will be issued to the traveler based upon the traveler's method of payment in HR.
 - Direct Deposit reimbursements will be issued to the traveler's Main Bank account information in HR on Infotype 0009.
 - Checks will be mailed to the employee's permanent home residence in HR.

NOTE: Vendor master records created by TRIP will have a vendor number series of 8XXXXX. Once the 8XXXXX series number is created for the employee, this number should be used on all PRD and SRM documents going forward.

How are the Budget Officers determined?

- Budget Officers are maintained in a custom workflow table in SAP.
- The identification of the Budget Officers are based on HR position number, not name or SAP User ID.
- New entries and deletions to this table will be made at the department level.
- Changes to the table must be approved by the AFO through a separate workflow process.
- Each department can have up to 9 levels of Budget Officer approval for travel. Workflow will not proceed to the next level until the lower level has approved the travel document.
- At least 2 positions must be assigned to each level of desired approval. Only 1 position per level will be required to take action on the travel document.
- Once a position has been assigned to a level of approval, the same position cannot be assigned to a different level within the same department number.

Travel Workflow



- Budget Officers are maintained in a custom workflow table in SAP. Transaction ZFI_WF_APPROVER.
- The identification of the Budget Officers are based on position, not name or SAP User ID.
- Entry into this table will be made at the departmental level. Only Deletions and New Entries will be allowed. Any changes to the table will be approved by the AFO through a separate workflow process.
- Each department can have up to 9 levels of approval. Workflow will not proceed to the next level until the lower level has approved.
- There can be more than one person per level. Only one per level will be required to take action.
- At least two different Budget Officers per department level is highly recommended.

FI Workflow Approver Maintain

Department	Approver Type	Position	Name	Level	Valid From	Valid To	Approved By	Approved On	Approved At	Status
10000	TR	51005680	Dale R Austin	2	01/01/2016	12/31/9999	MARVIN1	03/18/2016	14:50:00	APPROVED
10000	TR	51005729	Melanie A Rizk	1	01/01/2016	12/31/9999	MARVIN1	03/18/2016	14:50:00	APPROVED
10100	TR	51005729	Melanie A Rizk	1	01/01/2016	12/31/9999	MARVIN1	03/18/2016	14:50:00	APPROVED
10200	TR	51005729	Melanie A Rizk	1	01/01/2016	12/31/9999	MARVIN1	03/18/2016	14:50:00	APPROVED
10600	TR	51005729	Melanie A Rizk	1	01/01/2016	12/31/9999	MARVIN1	03/18/2016	14:50:00	APPROVED
10700	TR	51005729	Melanie A Rizk	1	01/01/2016	12/31/9999	MARVIN1	03/18/2016	14:50:00	APPROVED
10900	TR	51005729	Melanie A Rizk	1	01/01/2016	12/31/9999	MARVIN1	03/18/2016	14:50:00	APPROVED
11300	TR	51005729	Melanie A Rizk	1	01/01/2016	12/31/9999	MARVIN1	03/18/2016	14:50:00	APPROVED
12A00	TR	51005680	Dale R Austin	2	01/01/2016	12/31/9999	MARVIN1	03/18/2016	14:50:00	APPROVED
12A00	TR	51005729	Melanie A Rizk	1	01/01/2016	12/31/9999	MARVIN1	03/18/2016	14:50:00	APPROVED
12B00	TR	51005680	Dale R Austin	2	01/01/2016	12/31/9999	MARVIN1	03/18/2016	14:50:00	APPROVED
12B00	TR	51005729	Melanie A Rizk	1	01/01/2016	12/31/9999	MARVIN1	03/18/2016	14:50:00	APPROVED
12C00	TR	51005680	Dale R Austin	2	01/01/2016	12/31/9999	MARVIN1	03/18/2016	14:50:00	APPROVED
12C00	TR	51005729	Melanie A Rizk	1	01/01/2016	12/31/9999	MARVIN1	03/18/2016	14:50:00	APPROVED