

Region Search Settings

Process: To establish Region settings to default the Region search screen to the search options.

PROCEDURES

The destination region must be selected for each trip processed. Click on the search key to open the Region Values List.

Destination

Country: USA Region: USA

Specific Destination:

Additional Destinations: No destinations entered

All available values for the Region will appear in the list.

Click on Settings.

All Values: Trip Country/Trip Country Group/Trip Region

Results List: There are more than 500 results for Region

Trip Country	Trip Region	Country
US	AL/AB	Abbeville, AL
US	AL/AA	Aberfool, AL
US	AL/AC	Abernant, AL
US	AK/AD	Adak, AK
US	AL/AD	Addison, AL
US	AL/AE	Akron, AL
US	AL/AF	Alabaster, AL
US	AL/AG	Alberta, AL
US	AL/AH	Albertville, AL
US	AL/AI	Alexander City, AL

Click on the check box for "Always Display Search Criteria for General Value List".

Click OK.

Region: Settings

Value Help for Region | All Input Helps

Preferred Display of Personal Value List

Override Default Setting (500) for Maximum Number of Entries in the General Value List

Maximum Number: 500

Always Display Search Criteria for General Value List



Reset


Region Search Settings


On the next trip created, the Search Criteria will immediately pop up when the Region search key is clicked.

All Values: Trip Country/Trip Country Group/Trip Region

Search Criteria Personal Value List S

Trip Country:  

Region: 

Destination City: 

Restrict Number of Value List Entries To