



Paper Spring 2015 Individual TCE Report for CJT 616 Section 001 (Derek Lane)

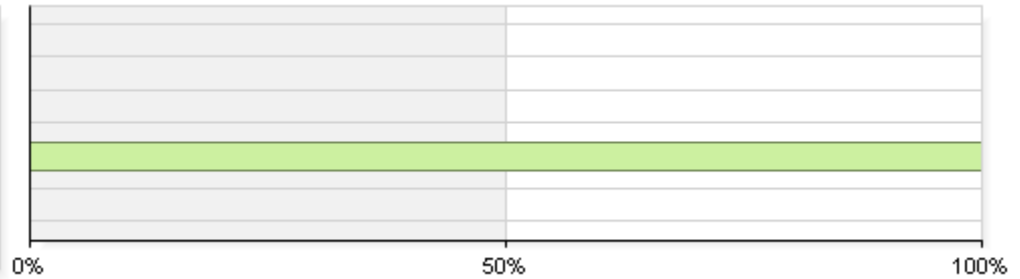
2015 Crs Eval - Paper Only

Project Audience 8
Responses Received 8
Response Ratio 100%

Creation Date Tue, Sep 08, 2015

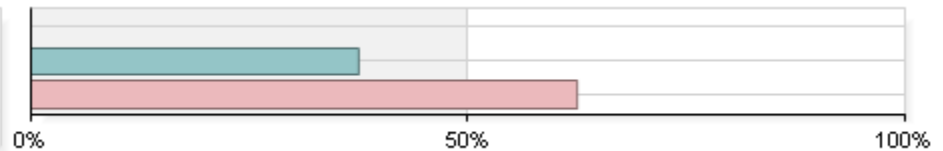
Classification

1 Freshman	0	0.00%
2 Sophomore	0	0.00%
3 Junior	0	0.00%
4 Senior	0	0.00%
5 Graduate	7	100.00%
6 Professional	0	0.00%
7 Other	0	0.00%
Total	7	



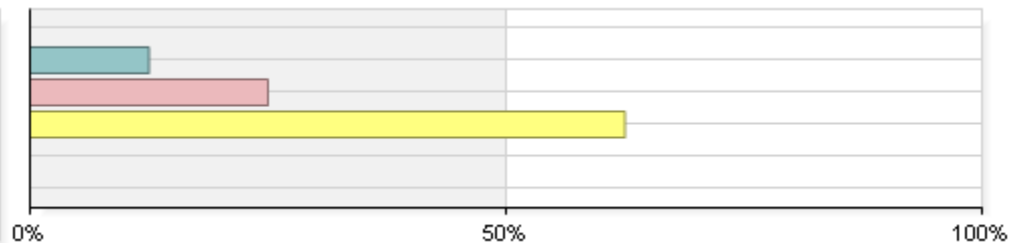
Main reason for taking this course

1 Required by UK Core	0	0.00%
2 Required by my major	3	37.50%
3 Other (e.g., elective)	5	62.50%
Total	8	



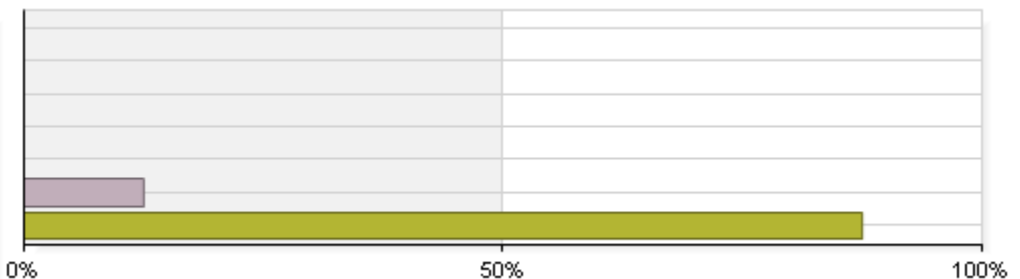
Hours per week spent on the course (excluding class time)

1 1 hour or less	0	0.00%
2 2 hour	1	12.50%
3 3 hours	2	25.00%
4 4 to 5 hours	5	62.50%
5 6 to 7 hours	0	0.00%
6 8 or more	0	0.00%
Total	8	



Expected grade in this course

1 Pass or audit	0	0.00%
2 I	0	0.00%
3 E/Fail	0	0.00%
4 D	0	0.00%
5 C	0	0.00%
6 B	1	12.50%
7 A	7	87.50%
Total	8	



1-8. Course Items

Question	Course			Department		
	Mean	Response Count	Standard Deviation	Mean	Response Count	Standard Deviation
At the beginning of the course, the instructor outlined in reasonable detail course material and grading procedures.	4.00	8	0.00	3.73	49	0.49
The textbook(s) contributed to my understanding of the subject.	3.86	8	0.38	3.41	49	0.76
The assignments (supplemental reading, homework, reports, etc.) helped me to understand the subject.	4.00	8	0.00	3.63	49	0.67
Examinations reflected what was taught in the course.	4.00	8	0.00	3.52	49	0.75
Grading in the course was fair and consistent.	3.88	8	0.35	3.51	49	0.68
Assignments were distributed fairly throughout the semester.	3.75	8	0.46	3.57	49	0.54
Graded assignments, tests, etc., were returned promptly.	4.00	8	0.00	3.62	49	0.74
Graded assignments included helpful comments from the instructor.	4.00	8	0.00	3.41	49	0.88

9-14. Instructor Items (Instructor Derek Lane)

Question	Course			Department		
	Mean	Response Count	Standard Deviation	Mean	Response Count	Standard Deviation
The instructor presented course material in an effective manner.	4.00	8	0.00	3.59	49	0.64
The instructor had a good knowledge of the subject matter.	4.00	8	0.00	3.82	49	0.39
The instructor was available for consultation outside of class during office hours.	4.00	8	0.00	3.71	49	0.58
The instructor satisfactorily answered questions raised in class.	3.88	8	0.35	3.73	49	0.53
The instructor stimulated my interest in the subject.	3.88	8	0.35	3.63	49	0.73
The instructor encouraged student participation in class.	4.00	8	0.00	3.82	49	0.49

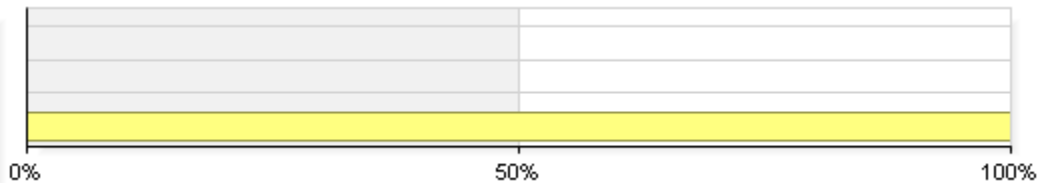
15-19. Learning Outcomes

Question	Course			Department		
	Mean	Response Count	Standard Deviation	Mean	Response Count	Standard Deviation
I learned to respect viewpoints different from my own.	3.57	7	0.53	3.57	46	0.55
The course strengthened my ability to analyze and evaluate information.	4.00	8	0.00	3.60	48	0.64
The course helped me to develop the ability to solve problems.	3.86	7	0.38	3.51	48	0.76
I gained an understanding of concepts and principles in this field.	4.00	7	0.00	3.62	47	0.71
The course stimulated me to read further in the area.	3.71	7	0.49	3.42	46	0.84

20. Rate the overall value of this course.



1 Poor	0	0.00%
2 Fair	0	0.00%
3 Good	0	0.00%
4 Excellent	8	100.00%
Total	8	

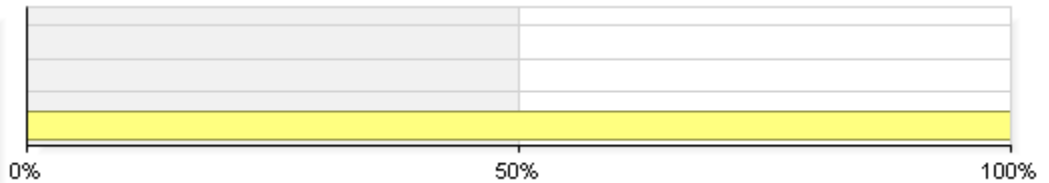


Statistics	Value
Response Count	8
Mean	4.00
Standard Deviation	+/-0.00

21. Rate the overall quality of teaching by the instructor in this course (Instructor Derek Lane).



1 Poor	0	0.00%
2 Fair	0	0.00%
3 Good	0	0.00%
4 Excellent	8	100.00%
Total	8	



Statistics	Value
Response Count	8
Mean	4.00
Standard Deviation	+/-0.00

27-28. Seminars (Instructor Derek Lane)

Question	Course			Department		
	Mean	Response Count	Standard Deviation	Mean	Response Count	Standard Deviation
The instructor provided helpful feedback on oral presentations.	3.88	8	0.35	3.54	40	0.61
The instructor effectively guided the preparation of student reports/oral presentations.	3.86	7	0.38	3.58	39	0.60

29-31. Seminars

Question	Course			Department		
	Mean	Response Count	Standard Deviation	Mean	Response Count	Standard Deviation
Students in this course were free to express their opinions.	4.00	8	0.00	3.78	40	0.48
The class discussions broadened my knowledge of the subject area beyond what I learned from the readings.	3.75	8	0.46	3.68	38	0.57
I developed the ability to conduct research in this area.	4.00	8	0.00	3.55	39	0.83

32-36. Laboratory and Discussion

Question	Course			Department		
	Mean	Response Count	Standard Deviation	Mean	Response Count	Standard Deviation
The laboratory/discussion clarified lecture material.	4.00	4	0.00	3.60	18	0.52
The amount of work required was a realistic expectation for this laboratory/discussion section.	3.00	3	0.00	3.22	15	0.67
The laboratory/discussion instructor adequately explained what was expected each session.	3.00	4	0.00	3.22	19	0.97
The laboratory/discussion instructor helped me with my problem areas.	3.00	4	0.00	3.38	18	0.74
The use of laboratory equipment was satisfactory explained.	N/A	0	N/A	3.00	17	1.10

Please comment on the strengths and/or weaknesses of Derek Lane and suggest ways to improve.

Comment
Comment2_7_5.png
Comment2_308_10.png
Comment2_1_5.png
Comment2_2_5.png
Comment2_3_5.png
Comment2_4_5.png
Comment2_5_5.png
Comment2_6_5.png

Please comment on the strengths and/or weaknesses of this course and suggest ways to improve it.

Comment
Comment1_1_5.png
Comment1_2_5.png
Comment1_3_5.png
Comment1_4_5.png
Comment1_5_5.png
Comment1_6_5.png
Comment1_7_5.png
Comment1_308_10.png