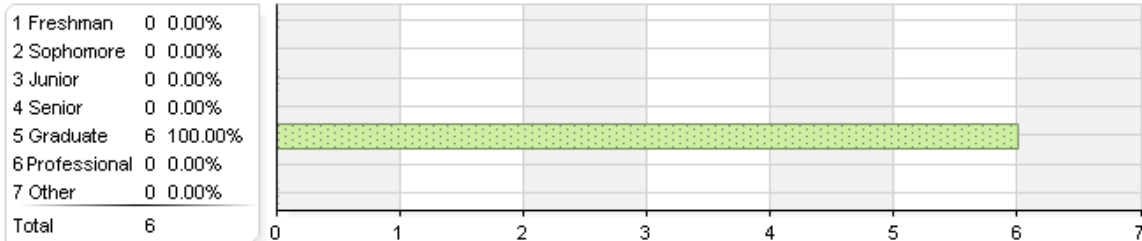



2015 Fall Teacher Course Evaluation	
Raters	Students
Responded	6
Invited	8
Response Ratio	75.00%

### Classification



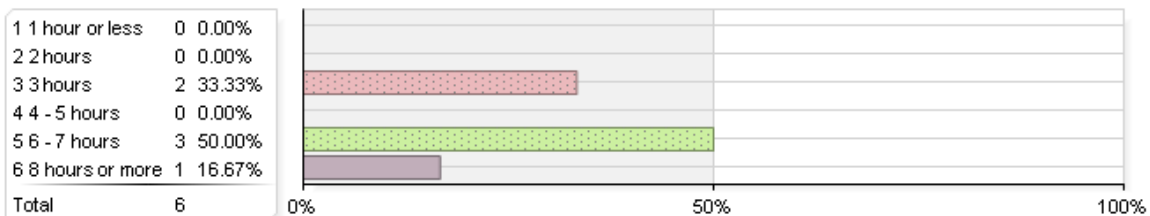
Question	Course			Department (Communication and Information Studies)			College (Communication and Information)			University		
	Mean	Response Count	Standard Deviation	Mean	Response Count	Standard Deviation	Mean	Response Count	Standard Deviation	Mean	Response Count	Standard Deviation
Classification	5.00	6	0.00	1.52	1590	1.06	2.54	4713	1.38	2.81	62663	1.41

### Main reason for taking this course



Question	Course			Department (Communication and Information Studies)			College (Communication and Information)			University		
	Mean	Response Count	Standard Deviation	Mean	Response Count	Standard Deviation	Mean	Response Count	Standard Deviation	Mean	Response Count	Standard Deviation
Main reason for taking this course	1.33	6	0.52	1.32	1592	0.55	1.77	4713	0.68	1.94	62603	0.60

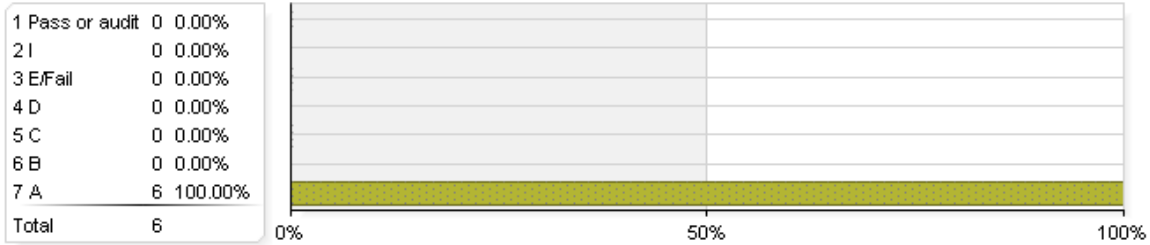
### Hours per week spent on the course (excluding class time)



Question	Course			Department (Communication and Information Studies)			College (Communication and Information)			University		
	Mean	Response Count	Standard Deviation	Mean	Response Count	Standard Deviation	Mean	Response Count	Standard Deviation	Mean	Response Count	Standard Deviation
Hours per week spent on the course	4.50	6	1.22	2.62	1592	1.17	2.60	4710	1.19	2.77	62636	1.35

(excluding class time)												
---------------------------	--	--	--	--	--	--	--	--	--	--	--	--

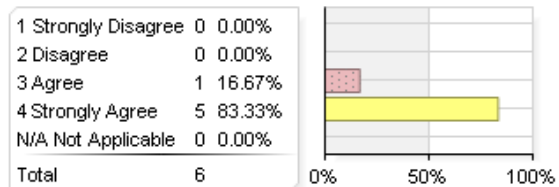
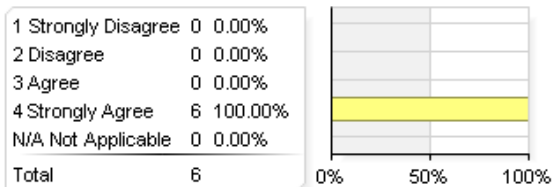
### Expected grade in this course



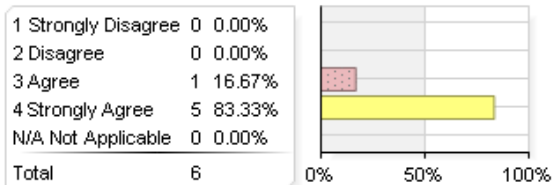
Question	Course			Department (Communication and Information Studies)			College (Communication and Information)			University		
	Mean	Response Count	Standard Deviation	Mean	Response Count	Standard Deviation	Mean	Response Count	Standard Deviation	Mean	Response Count	Standard Deviation
Expected grade in this course	7.00	6	0.00	6.68	1593	0.70	6.56	4714	0.74	6.37	62624	1.05

### Course Items in chart form

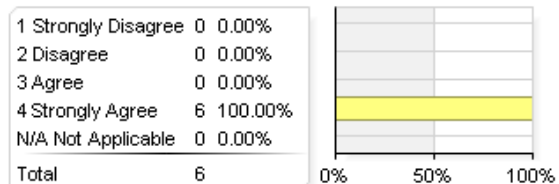
1. At the beginning of the course, the instructor outlined in reasonable detail course material and grading procedures. 2. The textbook(s) contributed to my understanding of the subject.



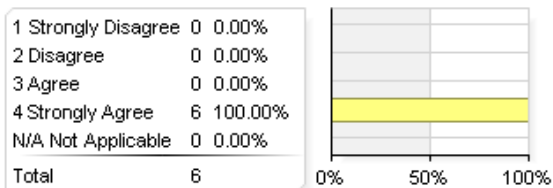
3. The assignments (supplemental reading, homework, reports, etc.) helped me to understand the subject.



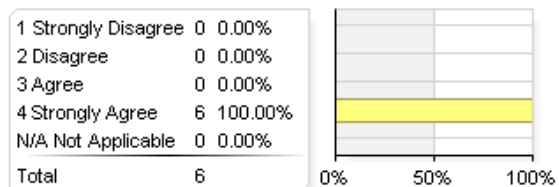
4. Examinations reflected what was taught in the course.



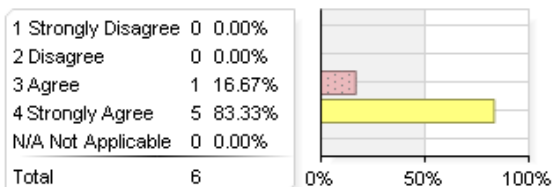
5. Grading in the course was fair and consistent.



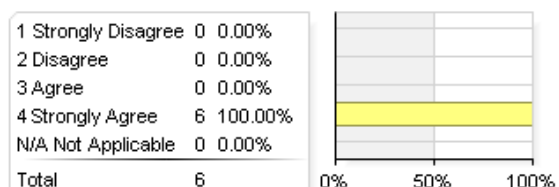
6. Assignments were distributed fairly throughout the semester.



7. Graded assignments, tests, etc., were returned promptly.



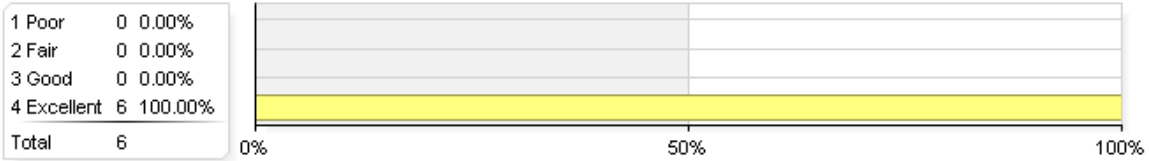
8. Graded assignments included helpful comments from the instructor.



**Course Items**

Question	Course			Department (Communication and Information Studies)			College (Communication and Information)			University		
	Mean	Response Count	Standard Deviation	Mean	Response Count	Standard Deviation	Mean	Response Count	Standard Deviation	Mean	Response Count	Standard Deviation
At the beginning of the course, the instructor outlined in reasonable detail course material and grading procedures.	4.00	6	0.00	3.60	1571	0.62	3.56	4672	0.62	3.50	62023	0.66
The textbook(s) contributed to my understanding of the subject.	3.83	6	0.41	2.82	1399	0.98	3.10	4166	0.93	3.14	51742	0.89
The assignments (supplemental reading, homework, reports, etc.) helped me to understand the subject.	3.83	6	0.41	3.22	1553	0.76	3.33	4617	0.74	3.35	60225	0.74
Examinations reflected what was taught in the course.	4.00	6	0.00	3.39	1083	0.67	3.47	3866	0.66	3.39	54207	0.73
Grading in the course was fair and consistent.	4.00	6	0.00	3.49	1570	0.70	3.45	4662	0.74	3.41	61554	0.74
Assignments were distributed fairly throughout the semester.	4.00	6	0.00	3.44	1566	0.68	3.46	4655	0.69	3.46	61041	0.67
Graded assignments, tests, etc., were returned promptly.	3.83	6	0.41	3.35	1555	0.76	3.35	4638	0.78	3.37	60425	0.76
Graded assignments included helpful comments from the instructor.	4.00	6	0.00	3.51	1561	0.66	3.41	4585	0.75	3.21	58078	0.86
<b>Overall</b>	3.94	-	0.24	3.35	-	-	3.39	-	-	3.35	-	-

**Rate the overall value of this course.**



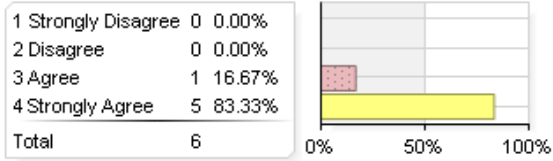
Question	Course			Department (Communication and Information Studies)			College (Communication and Information)			University		
	Mean	Response Count	Standard Deviation	Mean	Response Count	Standard Deviation	Mean	Response Count	Standard Deviation	Mean	Response Count	Standard Deviation
Rate the overall value of this course.	4.00	6	0.00	3.33	1587	0.78	3.31	4691	0.80	3.20	62284	0.85

**Please comment on the strengths and/or weaknesses of this course and suggest ways to improve it.**

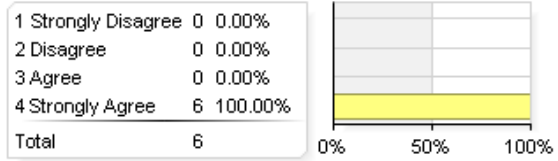
Comment
This course was well structured, following consistent organization and provided information foundational for first year PhD students.
I loved everything about this course. I had some slight knowledge in quantitative methods before the course began, but I loved being able to go above and beyond my previous knowledge. We were given plenty of opportunity to learn on our own through readings and have that knowledge confirmed through our discussions in class. There is a strong possibility I will be back to "sit-in" this class and refresh my knowledge again in the future!
Class was well organized and everything was explained thoroughly.
This was an excellent class and improved my understanding of quantitative methods and statistics.
For those of us with no experience in quant, I wish this course was split into two courses: 1) design 2) analysis. Just so much material!

**Instructor Items (Instructor Derek Lane)**

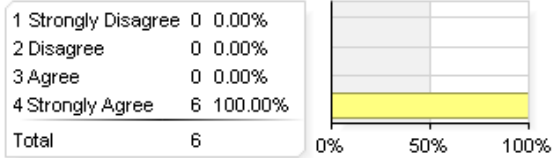
1. The instructor presented course material in an effective manner.



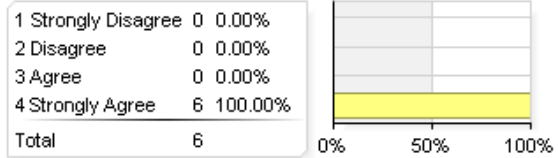
2. The instructor had a good knowledge of the subject matter.



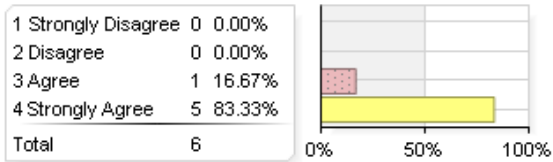
3. The instructor was available for consultation outside of class during office hours.



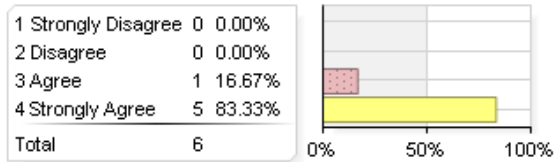
4. The instructor satisfactorily answered questions raised in class.



5. The instructor stimulated my interest in the subject.



6. The instructor encouraged student participation in class.

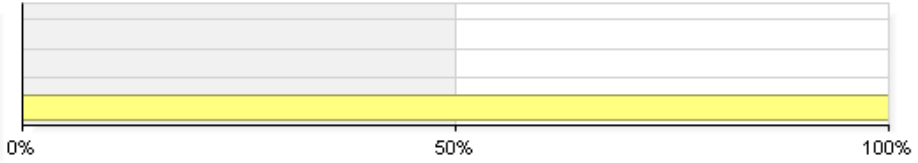


**Instructor Items (Instructor Derek Lane)**

Question	Course			Department (Communication and Information Studies)			College (Communication and Information)			University		
	Mean	Response Count	Standard Deviation	Mean	Response Count	Standard Deviation	Mean	Response Count	Standard Deviation	Mean	Response Count	Standard Deviation
The instructor presented course material in an effective manner.	3.83	6	0.41	3.57	1578	0.64	3.52	4699	0.68	3.37	75495	0.78
The instructor had a good knowledge of the subject matter.	4.00	6	0.00	3.65	1574	0.56	3.66	4697	0.55	3.62	75504	0.60
The instructor was available for consultation outside of class during office hours.	4.00	6	0.00	3.65	1551	0.55	3.58	4510	0.60	3.51	71703	0.64
The instructor satisfactorily answered questions raised in class.	4.00	6	0.00	3.61	1563	0.62	3.57	4583	0.65	3.46	74486	0.72
The instructor stimulated my interest in the subject.	3.83	6	0.41	3.37	1562	0.80	3.38	4682	0.82	3.23	74774	0.90
The instructor encouraged student participation in class.	3.83	6	0.41	3.63	1552	0.59	3.56	4584	0.66	3.44	73806	0.73

**Rate the overall quality of teaching by Instructor Derek Lane.**

1 Poor	0	0.00%
2 Fair	0	0.00%
3 Good	0	0.00%
4 Excellent	6	100.00%
<b>Total</b>	<b>6</b>	



Question	Course			Department (Communication and Information Studies)			College (Communication and Information)			University		
	Mean	Response Count	Standard Deviation	Mean	Response Count	Standard Deviation	Mean	Response Count	Standard Deviation	Mean	Response Count	Standard Deviation
Rate the overall quality of teaching by the instructor in this course (Instructor Derek Lane).	4.00	6	0.00	3.55	1584	0.74	3.46	4716	0.79	3.31	77100	0.86



**Please comment on the strengths and/or weaknesses of Derek Lane and suggest ways to improve.**

**Comment**

I attribute much of my learning in this class to Derek. His willingness to help in and out of class was impressive and much appreciated. He went above and beyond to find additional resources and help clear up any confusion in the class.

Dr. Lane was ALWAYS available for help and clarification outside of class time or office hours. Dealing with a subject like research methods, especially at the level at which we were studying, this was very helpful for the entire class. Just as well, Dr. Lane constantly adjusted to the needs of the class and explained the material in a way that could be understood by everyone. There were some students in the class without a lot of quantitative research methods experience, and I felt that he did a really wonderful job adjusting to the needs of these students as well as the others who began slightly further ahead. He was very passionate about teaching and his students, and it was all very much appreciated!

An excellent job. Great patience. His willingness to consult outside of class and the amount of extra time he gave was amazing.

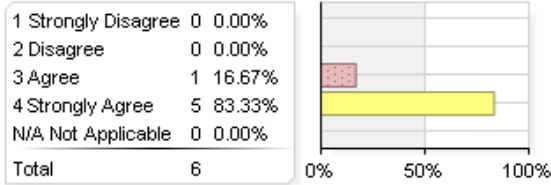
Dr. Derek Lane is an absolutely amazing professor. He is personable, intelligent and cares deeply for his students. I wouldn't want to take this class with anyone else!

Derek's primary strength is his dedication to his students' understanding of the material and genuine interest in classroom.

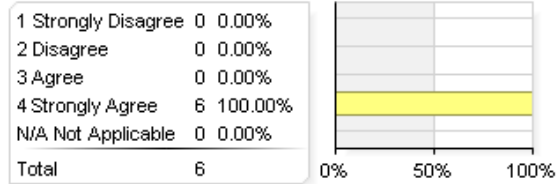
Derek is a saint! He's helped me so much outside of class in addition to his teaching in class. For difficult subject matter, he is excellent at encouraging students and making it accessible and interesting. So grateful that he taught this class!

## Learning Outcomes

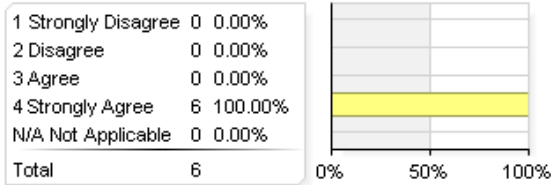
1. I learned to respect viewpoints different from my own.



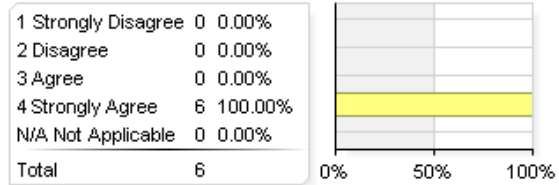
2. The course strengthened my ability to analyze and evaluate information.



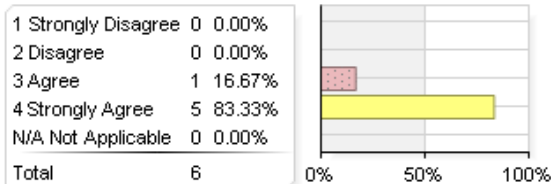
3. The course helped me to develop the ability to solve problems.



4. I gained an understanding of concepts and principles in this field.



5. The course stimulated me to read further in the area.



Question	Course			Department (Communication and Information Studies)			College (Communication and Information)			University		
	Mean	Response Count	Standard Deviation	Mean	Response Count	Standard Deviation	Mean	Response Count	Standard Deviation	Mean	Response Count	Standard Deviation
I learned to respect viewpoints different from my own.	3.83	6	0.41	3.45	1536	0.59	3.43	4494	0.62	3.34	54635	0.69
The course strengthened my ability to analyze and evaluate information.	4.00	6	0.00	3.41	1550	0.65	3.42	4609	0.67	3.37	60061	0.70
The course helped me to develop the ability to solve problems.	4.00	6	0.00	3.33	1507	0.70	3.36	4499	0.70	3.32	58711	0.73
I gained an understanding of concepts and principles in this field.	4.00	6	0.00	3.43	1556	0.63	3.47	4638	0.64	3.41	61135	0.69
The course stimulated me to read further in the area.	3.83	6	0.41	3.11	1527	0.86	3.22	4586	0.83	3.15	60445	0.88

