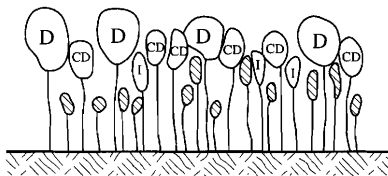



FIGURE 18-6

Selection thinning removes the largest trees in upper crown positions, uncovering smaller ones for future growth and development.



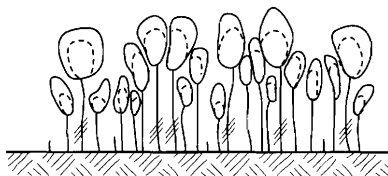
Unthinned



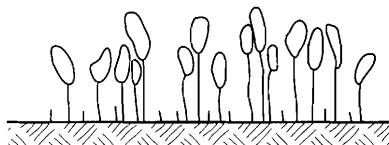
Selection thinning, first cut
(Remove trees marked with //)



Residual stand after
first selection thinning



Selection thinning, second cut – after
growth (Remove trees marked with //)



Residual stand after
second selection thinning