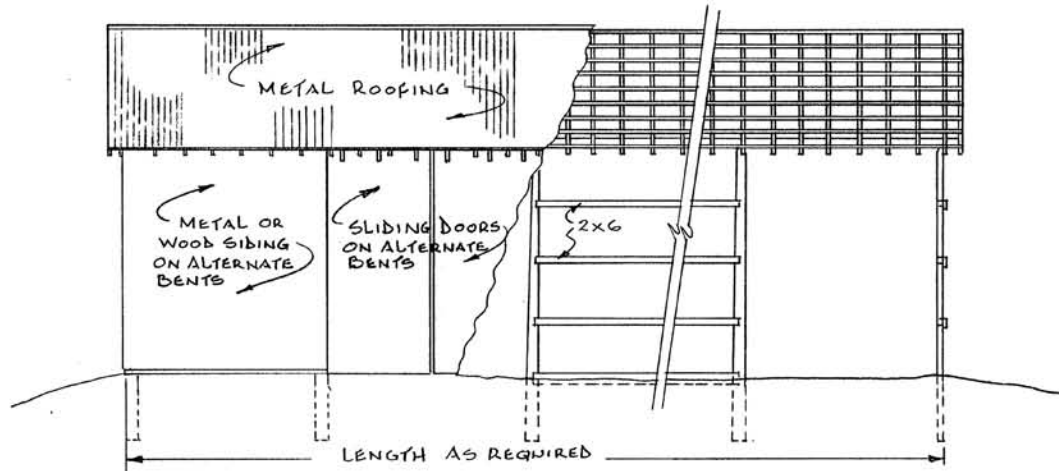


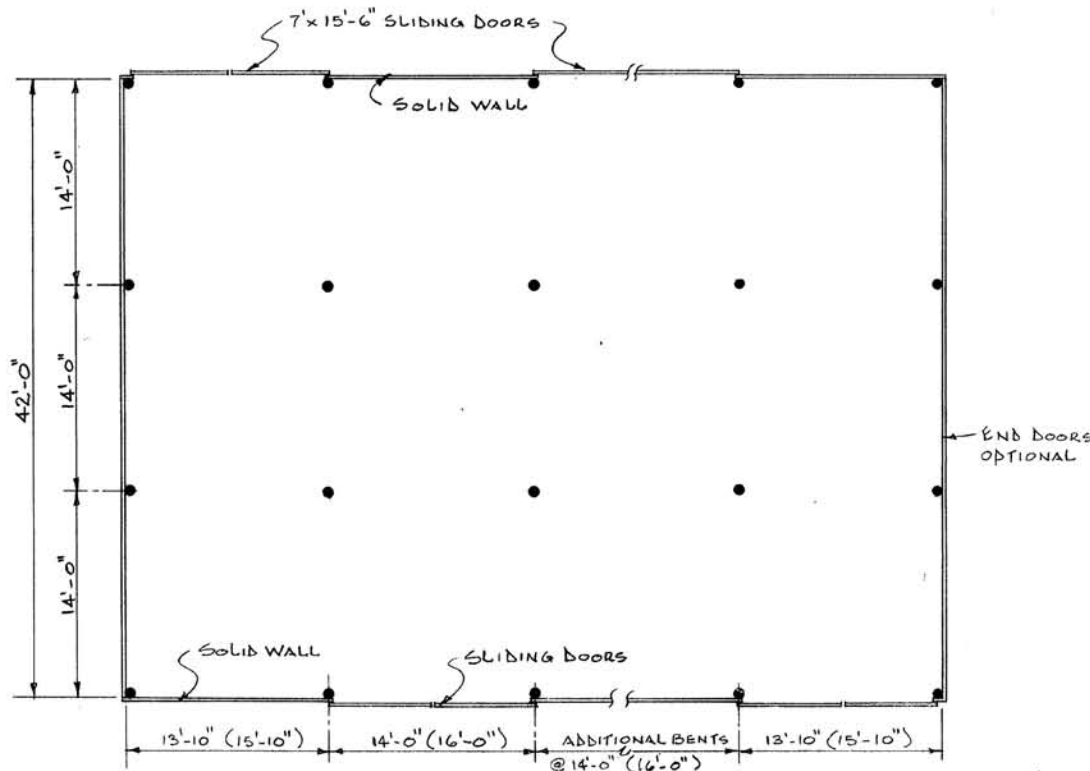
GENERAL DESCRIPTION

- NOTE 1. USE GOOD QUALITY FULL DIMENSION (F.D.) ROUGH SAWN LUMBER, OR DRESSED (S4S) LUMBER OF STANDARD GRADE DOUGLAS FIR, NO. 2 SOUTHERN YELLOW PINE, EQUIVALENT OR BETTER, OF THE SIZES SPECIFIED ON THE PLANS.
- NOTE 2. USE OF RING SHANK OR SCREW SHANK POLE BARN NAILS IS RECOMMENDED FOR SUPERIOR HOLDING STRENGTH, ESPECIALLY FOR ALL CONNECTIONS TO PRESSURE TREATED POLES AND ALL SOFTWOOD LUMBER NAILING. USE 40d (5") NAILS FOR FRAMING-TO-PRESSURE TREATED POLE JOINTS, USE 12d OR 16d FOR ALL DRESSED (S4S) LUMBER FRAMING, OR 16d (3 1/2") FOR ROUGH LUMBER FRAMING.
- NOTE 3. USE RING SHANK OR SCREW SHANK ROOFING NAILS WITH NEOPRENE WASHER OR LEAD UNDER-HEAD PER MFGRS. SPECS. FOR ALL METAL ROOFING OR SIDING ATTACHMENT.
- NOTE 4. USE HEAVY-DUTY DOUBLE-TRACK WITH ADEQUATE HANGERS, ROLLERS, ETC., FOR ENTRANCE DOORS.



SIDE ELEVATION


SCALE: 1/8" = 1'-0"



FLOOR PLAN

SCALE: 1/8" = 1'-0"

NOTE: NUMBERS IN () SHOW DIMENSIONS FOR 16'-0" LENGTH BENT OPTION.

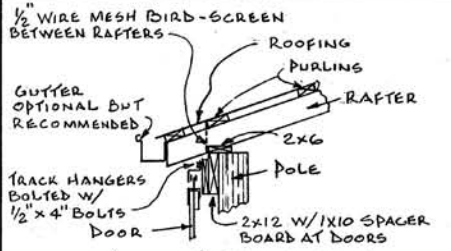


"THESE PLANS ARE FOR USE AS A CONSTRUCTION GUIDE. IF A CONSTRUCTION CONTRACT IS TO BE MADE, WRITTEN SPECIFICATIONS ARE NEEDED."

COOPERATIVE EXTENSION WORK IN
AGRICULTURE AND HOME ECONOMICS
DEPARTMENT OF AGRICULTURAL ENGINEERING
COLLEGE OF AGRICULTURE
UNIVERSITY OF KENTUCKY &
U.S. DEPARTMENT OF AGRICULTURE COOPERATING

POLE-FRAME SIDE-ENTERING BARN
14' & 16' BENTS, UP TO 16' EAVE FOR HOUSING
PORTABLE TOBACCO CURING FRAMES

Designed By: G.A.B., E.E.V.	Sheet 1 of 2
Checked By: G.A.B.	Plan Number:
Drawn By: B.E.P.	KY. 11. 735-40
Date: Nov. 72	

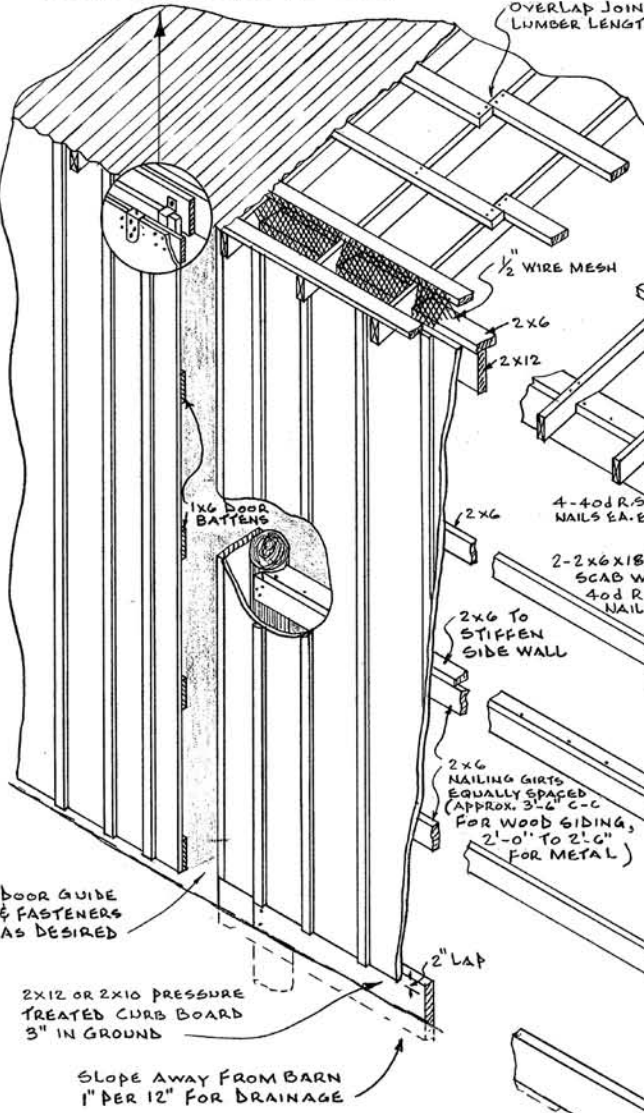


EAVE & PLATE DETAIL

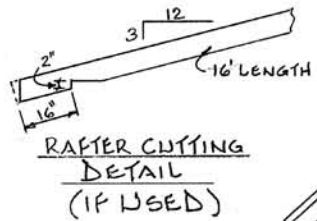
RAFTER/PURLIN SIZES

RAFTERS: USE
 2x6 x 10' & 16' AT 2'-0" O.C.
 2x8 x " " " 3'-6" TO 4'-0" O.C.
 2x10 x " " " 4'-6" TO 5'-6" O.C.
 2x12 x " " " 7'-0" TO 8'-0" O.C.

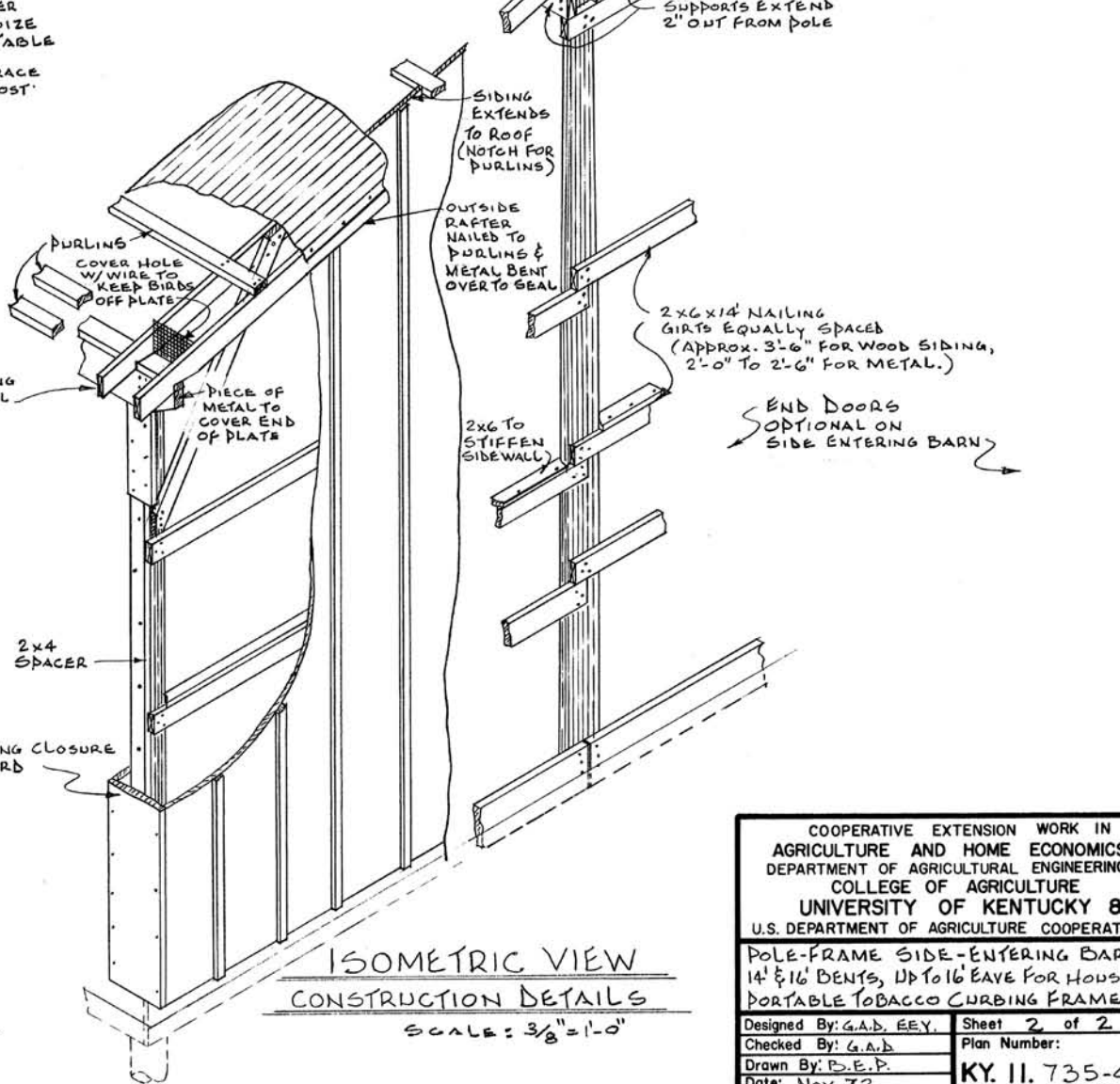
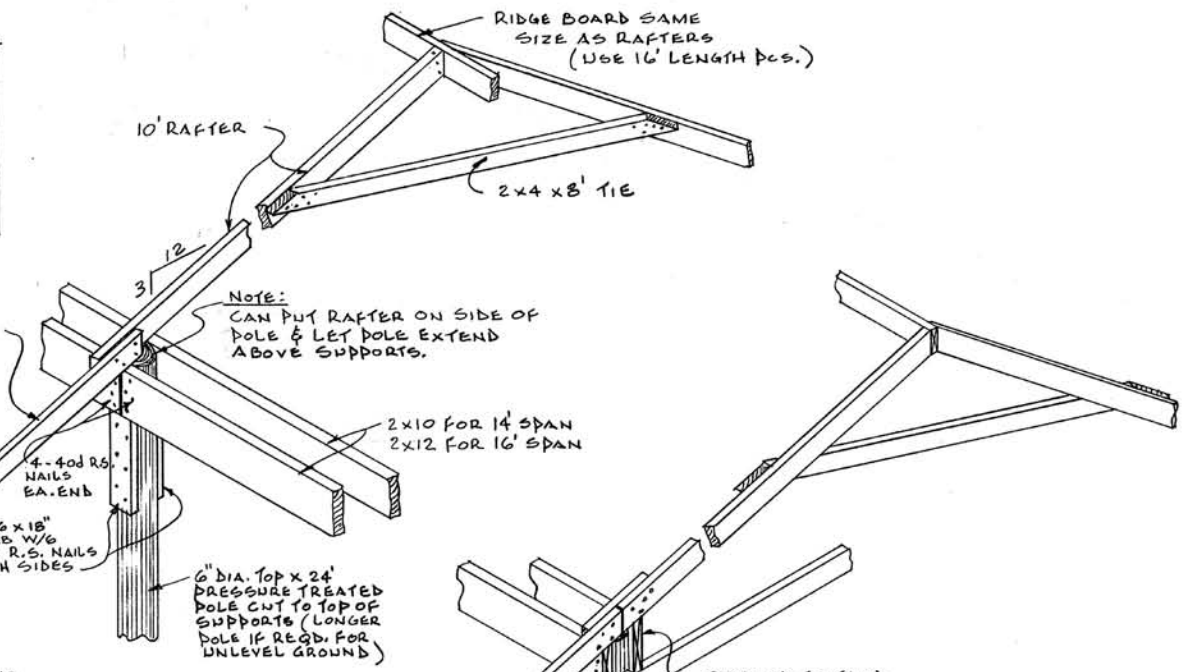
PURLINS: USE
 1x4 x 14' OR 16' FOR RAFTERS 2'-0" O.C.
 2x4 x 14' OR 16' FLAT FOR RAFTERS 3' TO 5'-6" O.C.
 2x4 x 14' OR 16' ON EDGE FOR RAFTERS 6' TO 8'-0" O.C.



NOTE:
 ALL SIDE WALL NAILING GIRTS
 14' OR 16' LONG DEPENDING ON
 BENT LENGTH SELECTED



**RAFTER CUTTING
 DETAIL
 (IF USED)**



COOPERATIVE EXTENSION WORK IN
 AGRICULTURE AND HOME ECONOMICS
 DEPARTMENT OF AGRICULTURAL ENGINEERING
 COLLEGE OF AGRICULTURE
 UNIVERSITY OF KENTUCKY &
 U.S. DEPARTMENT OF AGRICULTURE COOPERATING

**POLE-FRAME SIDE-ENTERING BARN
 14' & 16' BENTS, UP TO 16' EAVE FOR HOUSING
 PORTABLE TOBACCO CURBING FRAMES**

Designed By: G.A.B. E.E.Y. Sheet 2 of 2
 Checked By: G.A.B. Plan Number:
 Drawn By: P.E.P. Date: Nov. 72
 KY. 11. 735-40