

UKHealthCare

Signage Standards for

UK Chandler Hospital, Pavilions HA,

G, H, CC, WH

and Good Samaritan Hospital

A B C D E F G H I J K L M N O P Q R S T U V W X Y Z
a b c d e f g h i j k l m n o p q r s t u v w x y z
1 2 3 4 5 6 7 8 9 0

Univers 57 Narrow Bold

A B C D E F G H I J K L M N O P Q R S T U V W X Y Z
a b c d e f g h i j k l m n o p q r s t u v w x y z
1 2 3 4 5 6 7 8 9 0

Univers 67 Narrow Bold

Signage Font

Expect when otherwise noted, text on signs at UK Healthcare Chandler Hospital will use Universe Narrow.

Room Identifier Signage

RID (Room Identifier)

RID Office (Office Room Identifier)

PRI (Patient Room Identifier)

In Pavilions HA and H, there is no distinction between public- and service-level signs.

Specifications:

Material: 1/8" Acrylic

Color: UK Hospital Brown: Pantone # 476 U

Dimensions: 8"x8"

Text Font: Univers 57 Narrow Bold

1/32" Laser-cut Raised (Tactile) Letter (White)

Text Case: ALL CAPS

Text Size: Numbers: 1"

Letters: 5/8' -1'

Braille: Grade II

Placed below entire text at least 3/8" below tactile letters.

Mounting: Center line=60" above floor, 2" from door frame.

Wall adjacent to latch side of door. Mounted with silicon and double-sided tape

Typical Room Identifier Signs



RID



RID Office



PRI

PAVILIONS H, HA, CC, WH

KCH HAS DIFFERENT STANDARDS

Revised: 08/27/15

Room Identifier Signage

RID (Room Identifier)

RID Office (Office Room Identifier)

In Pavilion G, no distinction is made between public- and service-level signs.

Specifications:

Material: 1/8" Acrylic

Color: Gill Blue: Pantone # 2955 U

Dimensions: 8"x8" (excluding top oval)

Text Font: Optima Semi-Bold

1/32" Laser-cut Raised (Tactuke) Letter (White)

Text Case: ALL CAPS

Text Size: Numbers: 1"

Letters: 5/8" -1"

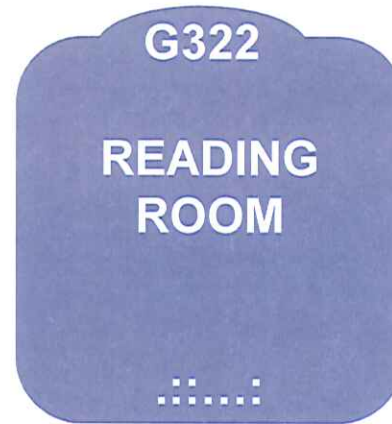
Braille: Grade II

Placed below entire text at least 3/8" below tactile letters.

Mounting: Center line=60" above floor, 2" from door frame

Wall adjacent to latch side of door. Mounted with silicon and double-sided tape

Typical Room Identifier Signs



RID



RID Office

PAVILION G

Revised: 08/27/15

HA600

CLINICAL
LAB

Braille

Department Identifier Signage DEP

Specifications:

Material: 1/8" Acrylic

Size: 12" x 12"

Sign Color: Hospital Brown or Gill Blue

Font: Univers 57 Bold Narrow

Text Size: Number: 1" Identifier: 5/8"-1"

Text Case: ALL CAPS

Text Color: White

1/32" Laser-cut Raised Letters (White)


Braille: Grade II

Mounting: Center line=60" above floor, 2" from door
frame on wall adjacent to latch side of door.

Mounted with silicon and double-sided tape



Revised: 08/27/15



CUSTOMER SERVICE
CUSTOMER SERVICE
CUSTOMER SERVICE

Department or Area Identifier (Alternative)

Vinyl on Glass

Used only with ADA identifier sign is not required.

Specifications:

Font: Univers 67 Narrow Bold

Text Size: ≥ 3 "

Text Case: Upper or Lower

Text Color: White, Black, or Gray

Vinyl Cut Letters

Revised: 08/27/15

Informational Sign

Specifications:

Material: 1/8" Acrylic

Size: 15" x 15"

Sign Color: Hospital Brown or Gill Blue

Font: Univers 57 Narrow Bold

Text Size: 5/8"-1"

Text Case: Upper and Lower

Text Color: White

Vinyl Letters with or without acrylic insert

No Braille

Mounting: Center line=60" above floor. Mounted on wall with silicon and double-sided tape or on free-standing post.



Visitor Guidelines

Visiting Hours: 9 a.m.-9 p.m.

No children under 12 years old on patient care unit.

Children must be supervised by an adult at all times.

Revised: 08/27/15



Restroom Sign RRS

Specifications:

Material: 1/8" Acrylic

Size: 8" X 8" OR 8" X 12"

Sign Color: Hospital Brown or Gill Blue

Font: Univers 57 Narrow Bold

Text Size: 1"

Text Case: ALL CAPS

Text Color: White

1/32" Laser-cut Raised (TACTILE) Letters (White)

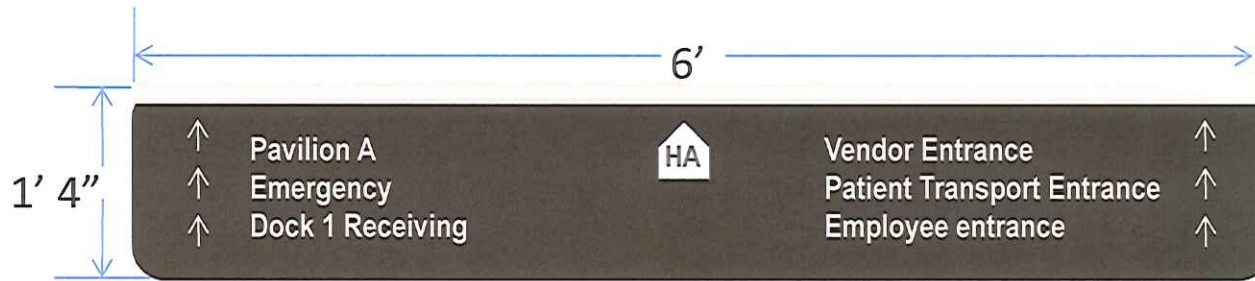
Braille Required 1/32" Marks

Mounting: Center line=60" above floor, 2" from door frame.

Wall adjacent to latch side of door. Mounted with silicon and double-sided tape



Revised: 08/27/15



SIDE A



SIDE B

Overhead Directional Sign

ODS (Public-Level Overhead Directional)

No distinction made between public- and service-level signs.

Specifications:

Materials: ½" -1" Routed and Painted PVC (Suspended); ¼" (Flat-Mounted)

Size: 6'x1'4" or 6'x 1' or 4'x 9" (depending on corridor width and ceiling height)

Sign Color: Hospital Brown or Gill Blue

Font: Univers 67 Narrow Bold

Text Size: 1.5" or larger depending on viewing distance

Text Case: Upper and Lower

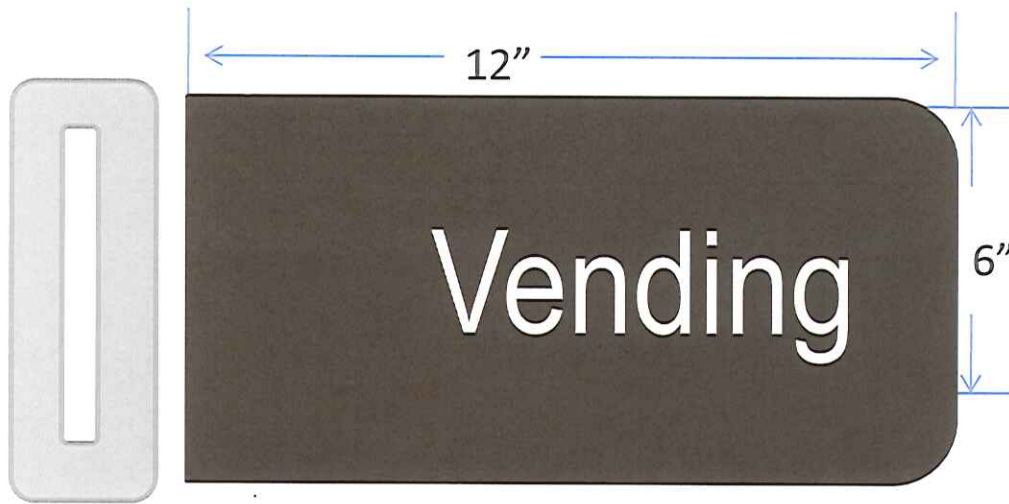
Text Color: White

Vinyl Letters

No Braille

Mounting: Mounted on soffit or suspended from ceiling with U-channel bracket

Revised: 08/27/15



Blade or Flag Sign

BLD

Specifications:

Materials: 1/2"-1" Routed and Painted PVC

Size: 12" x 6"

Sign Color: Hospital Brown or Gill Blue

Font: Univers 57 Bold Narrow

Text Size: Number: 1" Identifier: 5/8"-1"

Text Case: Upper and Lower

Text Color: White

Wall-Mounted Directional Sign

WDR

Specifications:

Material: 1/4" PVC

Size: 15" x 15" or larger

Sign Color: Hospital Brown, KCH

Teal, or Gill Blue

Text Size: 1" or larger depending
on viewing distance

Text Case: Upper and Lower

Text Color: White

Vinyl Letters

No Braille

Mounting: Wall-mounted with
silicon and double sided tape



Revised: 08/27/15



H222



Door Tag

DT

Specifications:

Material: 1/8" Acrylic

Size: 1.5" x 5"

Sign Color: Beige (Pavilions HA and H)

Gray (Pavilion G)

Black (Pavilion WH)

Text Size: 3/4"

Text Color: White

Engraved Letters

No Braille

Mounting: Centered above door. Mounted
with double-sided tape

Revised: 08/27/15