

UKHealthCare

Ambulatory Signage Standards

Revised: 10/22/15

A B C D E F G H I J K L M N O P Q R S T U V W X Y Z
a b c d e f g h i j k l m n o p q r s t u v w x y z
1 2 3 4 5 6 7 8 9 0

Univers 57 Narrow Bold

A B C D E F G H I J K L M N O P Q R S T U V W X Y Z
a b c d e f g h i j k l m n o p q r s t u v w x y z
1 2 3 4 5 6 7 8 9 0

Univers 67 Narrow Bold

Signage Font

Expect when otherwise noted, text on signs at UK Healthcare Chandler Hospital will use Universe Narrow.

Ambulatory Room Identifier Signage

RID (Room Identifier)—Sign Type 5

Used to identify all rooms other than offices.

Specifications:

Material: 1/8" Acrylic

Color: Pantone Black C, Matte finish
Silver, Matte finish


Dimensions: 7"x6.75"

Text Font: Univers 57 Narrow
1/32" laser-cut tactile letter white

Text Case: ALL CAPS

Text Size: Numbers: 1"
Letters: 5/8"-1"

Mounting: Center line 60" above finished
floor, 2" from door
frame, wall adjacent to latch
side of door. Mounted with silicon and double-sided
tape.



Ambulatory Office Identifier Signage

RID Office (Office Identifier)—Sign Type 5W

Used to identify offices of individuals only, not program offices used by public.

Specifications:

Material: 1/8" Acrylic

Size: 7" x 6.75"

Color: Pantone Black C, Matte finish
Silver, Matte finish



Dimensions:

Text Font: Univers 57 Narrow
1/32" laser-cut tactile letter white

Text Case: ALL CAPS

Text Size: Numbers: 1"
Letters: 5/8"-1"

Mounting: Center line 60" above finished floor, 2" from door frame, wall adjacent to latch side of door. Mounted with silicon and double-sided tape.



Insert Specifications:

Blade or Flag

BLD (Blade)—Sign Type 4

Used in addition to RID help with way finding.

Specifications:

Material: ½-1" Routed and painted PVC

Color: Pantone Black C, Matte finish

Dimensions: 6" x 14"

Text Font: Univers 57 Bold Narrow

Text Case: Upper and Lower

Text Size: Letters: 1"

Text Color: White

Mounting:



Vinyl on Glass

VOG (Vinyl on Glass) does not comply with ADA requirements. Used in addition to RID indicate destination (where ADA signage required) or to provide information, such as hours of operations.

Specifications:

Material: Vinyl cut letters
Color: White, Black, or Charcoal
Text Font: Univers 57 Bold Narrow
Text Case: Upper and Lower
Text Size: ≥ 3 "
Mounting: 60" on center

Vision Center

Monday-Friday, 8 a.m.-5 p.m.

Vision Center

Monday-Friday, 8 a.m.-5 p.m.

Vision Center

Monday-Friday, 8 a.m.-5 p.m.

Department Identifier or Destination Signage

DEP (Department Identifier)

Used in place of Room Identifier Signage to designate a destination or department entrance.

Specifications:

Material: 1/8" Acrylic

Size: 12"x12" or
15"x15"

Color: Pantone Black C, Matte finish

Text Font: Univers 57 Bold Narrow
1/32" laser-cut tactile letter white

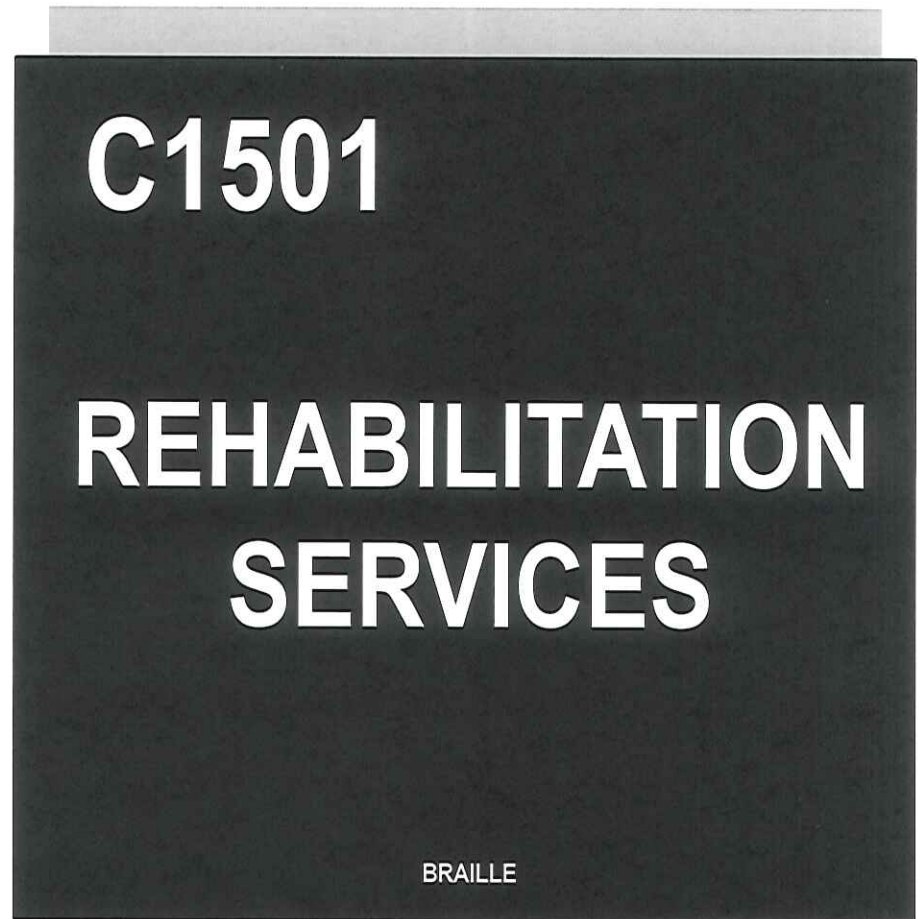
Text Case: Upper and Lower

Text Size: 5/8"-1"

Mounting: 60" on center, 2" from door frame
on wall adjacent to latch side of door.

Mounted with silicon and double-sided tape.

12"



12"

Informational Signage

INF (Informational Signage)

Used to post information for public required by regulation or operations.

Specifications:

Material: 1/8" Acrylic

Size:

Color: Clear

Text Font:: NA

Text Case: NA

Text Size: NA

Mounting: 60" on center, if possible.
Off set from wall, using...



Restroom Signage

RRS (Restroom Sign)

Used in place of RID to identify restrooms

Specifications:

Material: 1/8" Acrylic

Size: 8"x12"

Color: Pantone Black C, Matte finish

Text Font: Univers 57 Narrow Bold
1/32" laser-cut tactile letter white

Text Case: ALL CAPS

Text Size: 1"

Braille Required

Mounting: 60" on center, 2" from door frame.
Wall adjacent to latch side of door. Mounted with
silicon and double-sided tape.

12"



8"

Revised: 09/1/15