

Results of the 2014 Survey of First-Year Students

Last Modified: 08/26/2014

1. How academically challenging was your senior year in high school?

#	Answer	Response	%
1	Not at all challenging	236	13.3%
2	Somewhat challenging	843	47.3%
3	Challenging	522	29.3%
4	Very challenging	180	10.1%
	Total	1,781	100.0%

2. During your senior year of high school, how much time did you spend during a typical week doing the following activities?

#	Question	None	Less than 1 hour	1-2 hours	3-5 hours	6-10 hours	11-15 hours	16-20 hours	Over 20 hours	Total Responses	Mean
1	Studying/home work	2.0%	11.3%	20.1%	27.2%	20.6%	10.2%	4.9%	3.7%	1,784	4.2
2	Socializing/going out	1.5%	5.8%	12.8%	29.6%	25.6%	13.6%	5.9%	5.3%	1,783	4.6
3	Playing video or computer games	44.1%	19.7%	13.6%	10.6%	5.7%	2.9%	1.5%	1.9%	1,781	2.4
4	Using online social networking sites (e.g., Facebook, Twitter, Instagram)	4.2%	12.4%	19.0%	26.3%	17.7%	9.4%	5.0%	6.1%	1,781	4.2
5	Texting with friends	1.7%	12.5%	20.7%	24.4%	14.8%	8.6%	5.2%	12.1%	1,778	4.5
6	Working for pay	37.5%	4.6%	5.4%	6.9%	10.2%	11.2%	11.8%	12.5%	1,778	3.9

3. During your senior year in high school, about how often did you do each of the following?

#	Question	Never	Sometimes	Often	Very often	Total Responses	Mean
1	Asked questions in class	3.0%	33.8%	39.1%	24.1%	1,785	2.8
2	Came to class without completing readings or assignments	37.2%	51.4%	8.0%	3.4%	1,785	1.8
3	Contributed to class discussions	1.8%	24.6%	41.1%	32.5%	1,785	3.0
4	Turned in course assignments late	58.1%	35.8%	3.3%	2.8%	1,784	1.5
5	Expressed views/opinions in class	3.2%	31.0%	37.5%	28.3%	1,785	2.9
6	Turned in course assignments that did not reflect your best work	25.8%	61.0%	9.6%	3.6%	1,788	1.9
7	Skipped/missed class	65.2%	28.9%	4.3%	1.6%	1,785	1.4

4. How many colleges or universities, including UK, did you apply to? Please enter a whole number.

Text Response

1
4
5
5
1
3
1
2
5
5
3
3
1
2
2
5
4
4
4
1
1
3
7
6
4
13
2
1
1
2
1
7
3
3
3
1
2
12
6
4
5
3
5
3
3
3
1

3
8
1
2
3
1
1
20
4
4
1
2
2
1
3
3
5
4
2
4
3
5
4
4
3
1
3
5
3
7
3
1
9
1
12
3
4
9
6
2
3
4
3
3
7
2
1
10
4
3
3

2	
3	
4	
10	

	Value
	1,772

5. How many colleges or universities, including UK, accepted you for admission? Please enter a whole number:

Text Response

1
4
5
5
1
3
1
2
4
4
3
3
1
2
2
5
4
4
4
1
1
3
6
5
4
10
1
1
2
1
5
3
3
3
1
2
11
6
3
2
3
5
3
3
3
1
3

7
1
2
3
1
1
20
3
4
1
2
2
1
3
3
5
3
2
4
3
4
4
4
4
3
1
3
5
3
7
3
1
4
1
12
3
4
7
4
2
3
4
3
3
6
2
1
9
3
1
3
2

3
3
3
5

Statistic	Value
Total Responses	1,773

6. Of all the colleges you applied to, was UK your

#	Answer	Response	%
1	1st choice?	1,333	75.1%
2	2nd choice?	318	17.9%
3	3rd or lower choice?	124	7.0%
	Total	1,775	100.0%

7. Please rate UK on the below characteristics:

#	Question	Poor	Fair	Good	Excellent	Total Responses	Mean
2	Availability of majors of interest to you	0.6%	3.8%	20.9%	74.6%	1,720	3.7
9	Recreational, cultural, and social opportunities	0.4%	5.2%	38.0%	56.4%	1,701	3.5
3	Availability of special programs (honors, independent studies, etc.)	0.2%	5.4%	35.4%	58.9%	1,673	3.5
1	Academic reputation	0.8%	5.0%	42.7%	51.5%	1,714	3.4
8	Quality of on-campus housing	5.1%	16.3%	34.4%	44.2%	1,580	3.2
7	Racial climate on campus	2.5%	14.1%	52.7%	30.6%	1,612	3.1
10	Close to home/Convenience of getting home	13.5%	22.5%	29.5%	34.5%	1,691	2.8
5	Academic scholarship package	14.0%	27.8%	31.7%	26.5%	1,642	2.7
4	Cost to your family	13.7%	40.2%	25.8%	20.3%	1,698	2.5
6	Financial Aid package	18.2%	32.4%	31.3%	18.1%	1,481	2.5

8. Please rate the events and information provided by UK.

#	Question	Poor	Fair	Good	Excellent	Total Responses	Mean
5	Campus visit	1.1%	8.6%	44.4%	45.9%	1,627	3.4
7	Email communications	1.7%	10.9%	44.3%	43.1%	1,705	3.3
3	UK sponsored events on campus (Come See For Yourself, etc.)	3.2%	13.2%	48.1%	35.5%	1,542	3.2
9	College website	4.1%	13.6%	49.1%	33.2%	1,707	3.1
6	Printed publications (brochures, letters, etc.)	3.1%	14.3%	47.9%	34.7%	1,667	3.1
2	UK sponsored events in your area (UK Preview Night, etc.)	10.4%	16.6%	41.0%	31.9%	1,513	2.9
4	College fairs in your area	12.5%	22.7%	42.7%	22.1%	1,505	2.7
1	High School visits by Admissions Counselors	18.1%	21.8%	36.8%	23.2%	1,479	2.7
10	Financial Aid communications	13.8%	29.7%	39.7%	16.8%	1,560	2.6
8	Telephone calls by Admissions Counselors	15.7%	30.2%	36.2%	17.9%	1,522	2.6

9. How concerned are you about your ability to pay for your college education?

#	Answer	Response	%
1	Not concerned, I'm confident I will have enough funds.	504	29.5%
2	Somewhat concerned, I'll probably have enough funds.	824	48.2%
3	Very concerned, not sure I'll have enough funds.	382	22.3%
	Total	1,710	100.0%

10. How important was the financial aid package offered by UK in your decision to enroll here?

#	Answer	Response	%
1	Not at all Important	286	16.8%
2	Somewhat important	382	22.4%
3	Important	349	20.4%
4	Very important	690	40.4%
	Total	1,707	100.0%

11. What is your best estimate of your parents' / guardians' total income last year?

#	Answer	Response	%
1	Less than \$30,000	195	11.6%
2	\$30,000 to \$39,999	123	7.3%
3	\$40,000 to \$59,999	229	13.6%
4	\$60,000 to \$79,999	249	14.8%
5	\$80,000 to \$99,999	258	15.3%
6	\$100,000 to \$149,999	351	20.8%
7	\$150,000 or higher	282	16.7%
	Total	1,687	100.0%

12. Which of the following personal technology devices do you plan to bring to UK?(Select all that apply.)

#	Answer	Response	%
1	Desktop computer	55	3.2%
2	Laptop computer	1,614	94.9%
3	Tablet	572	33.6%
4	Smartphone	1,539	90.5%

13. UK offers free massive open online courses (MOOCs) through the Coursera platform to help students prepare for college. Did you enroll in any of the below courses? (Select all that apply.)

#	Answer	Response	%
1	Advanced Chemistry	29	1.7%
2	How to Succeed in College	58	3.5%
3	Neither course	1,591	95.2%

14. Which of these statements best describes your level of participation in the course?

#	Question	I am currently enrolled or have just begun the course	I discontinued my participation shortly after the course started.	I generally completed assignments, but did not attempt to complete the course.	I completed all of the requirements and assessments in the course.	Total Responses	Mean
1	Advanced Chemistry	41.4%	24.1%	13.8%	20.7%	29	2.8
2	How to Succeed in College	62.5%	14.3%	7.1%	16.1%	56	3.3

15. Please rate yourself on each of the following traits as compared to the average person your age.

#	Question	Way below average	Below average	Average	Above average	Way above average	Total Responses	Mean
1	Academic ability	0.1%	1.6%	31.0%	54.7%	12.6%	1,648	3.8
2	Drive to achieve	0.1%	1.7%	20.5%	50.8%	26.8%	1,650	4.0
3	Self confidence in social situations	2.5%	15.0%	43.5%	29.2%	9.8%	1,652	3.3

16. On the scale below, please indicate how much you agree or disagree with the following statements. Remember, there are no right or wrong answers. Fill in the answer that best reflects your beliefs about yourself.

#	Question	Strongly Disagree	Disagree	Not Sure	Agree	Strongly Agree	Total Responses	Mean
13	I am very capable of succeeding at UK.	0.1%	0.7%	8.4%	51.3%	39.5%	1,650	4.3
9	I usually do very well in school and at academic tasks.	0.4%	1.9%	9.6%	59.8%	28.3%	1,649	4.1
12	I am a very good student.	0.2%	1.7%	15.3%	59.5%	23.3%	1,651	4.0
3	I know how to schedule my time to accomplish tasks.	0.8%	8.5%	17.9%	58.6%	14.2%	1,650	3.8
4	I find my academic work interesting and absorbing.	1.2%	7.9%	24.9%	53.6%	12.3%	1,652	3.7
5	I know how to take good notes.	1.1%	7.1%	23.3%	54.3%	14.2%	1,651	3.7
7	I know how to perform well on tests.	2.5%	12.1%	23.9%	44.9%	16.6%	1,649	3.6
1	I am good at research and writing papers.	3.9%	16.4%	26.7%	42.0%	10.9%	1,649	3.4
11	I promise myself I'll do something and then I	11.3%	35.5%	22.7%	27.5%	3.0%	1,653	2.8

	drag my feet.							
6	When I have a deadline, I wait until the last minute.	12.6%	37.9%	21.3%	24.3%	3.9%	1,651	2.7
8	I keep putting off improving my work habits.	11.5%	41.7%	21.8%	21.1%	3.9%	1,651	2.6
2	I needlessly delay finishing jobs, even when they're important.	18.3%	45.3%	15.9%	17.6%	2.9%	1,650	2.4
10	I'm a time-waster now, and I can't seem to do anything about it.	20.8%	48.9%	16.7%	11.9%	1.8%	1,653	2.3





17. Are you in a serious romantic relationship with someone?

#	Answer	Response	%
1	No	1,100	66.7%
2	Yes	549	33.3%
	Total	1,649	100.0%

18. Is your romantic partner coming to UK?

#	Answer	Response	%
1	No	388	71.2%
2	Yes	157	28.8%
	Total	545	100.0%

19. Are you currently experiencing any of the following? (Select all that apply)

#	Answer		Response	%
1	Serious financial difficulties		190	11.8%
2	Serious illness or injury		31	1.9%
3	Serious problem or crisis involving a close friend or family member		106	6.6%
4	None of the above		1,320	82.2%

20. During the past year, how often have you felt:

#	Question	Never	Rarely	Sometimes	Often	Always	Total Responses	Mean
11	A lot of stress in your life	6.5%	13.4%	34.9%	32.5%	12.7%	1,640	3.3
8	Tired or lacking in energy	6.4%	17.1%	38.3%	30.7%	7.6%	1,641	3.2
3	Anxious or nervous	7.0%	18.6%	39.9%	27.2%	7.3%	1,638	3.1
5	Concerned about meeting new people	16.3%	24.5%	33.1%	20.6%	5.6%	1,639	2.7
2	Lonely	19.1%	30.3%	32.1%	15.7%	2.8%	1,635	2.5
6	Unmotivated	20.1%	32.6%	32.5%	13.1%	1.8%	1,639	2.4
1	Sad or depressed	22.1%	33.6%	30.1%	11.7%	2.5%	1,638	2.4
7	Isolated from others	25.8%	32.7%	27.8%	11.2%	2.4%	1,638	2.3
10	Worried about your health	32.1%	34.5%	22.7%	8.0%	2.7%	1,641	2.1
4	Intimidated by your teachers	36.8%	38.1%	19.9%	4.6%	0.7%	1,637	1.9
9	Out of control	46.1%	32.6%	14.7%	5.7%	0.9%	1,636	1.8

21. Do you know anyone else attending UK?

#	Answer	Response	%
1	No	207	12.6%
2	Yes	1,430	87.4%
	Total	1,637	100.0%

22. Do you plan to join a fraternity or sorority?

#	Answer	Response	%
1	No	822	50.1%
2	Unsure	313	19.1%
3	Yes	506	30.8%
	Total	1,641	100.0%

23. How often do you plan to go home on the weekends during your first semester?

#	Answer	Response	%
1	Never	198	12.1%
2	Very infrequently	439	26.8%
3	Once a Month	537	32.8%
4	Every other weekend	267	16.3%
5	Every weekend	99	6.0%
6	I will be living at home.	97	5.9%
	Total	1,637	100.0%

24. About how many hours per week do you want to be employed during your first semester?

#	Answer	Response	%
1	Undecided	421	25.7%
2	0 or only occasional jobs	754	46.0%
3	1 to 5 hours	82	5.0%
4	6 to 10 hours	123	7.5%
5	11 to 15 hours	128	7.8%
6	16 to 20 hours	92	5.6%
7	Over 20 hours	38	2.3%
	Total	1,638	100.0%

25. What do you think the chances are that you will do the following? Use the slider to select the percentage that best reflects your answer.

#	Answer	Min Value	Max Value	Average Value	Standard Deviation	Responses
36	Earn a 3.0 GPA or better during your first year at UK	0.00	100.00	87.00	15.86	1,632
37	Graduate from UK within 4 years	0.00	100.00	85.24	20.51	1,622