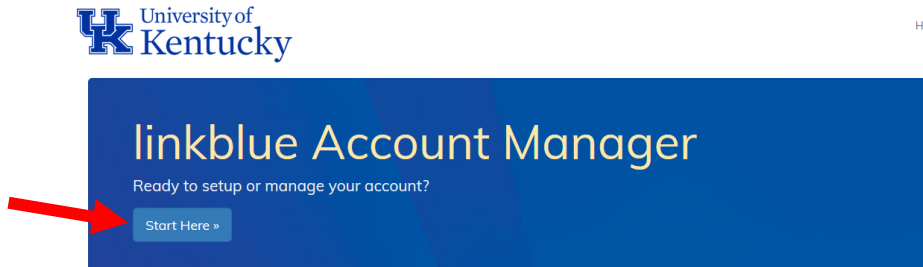
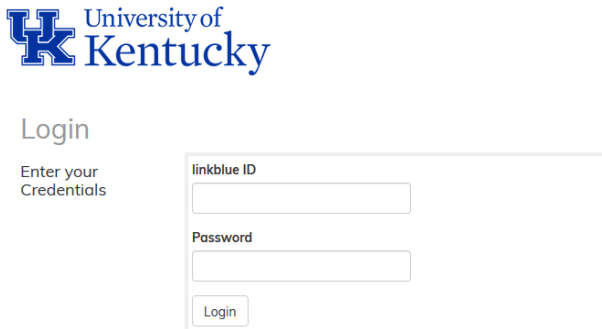


How to Change Your Official UK Email Address

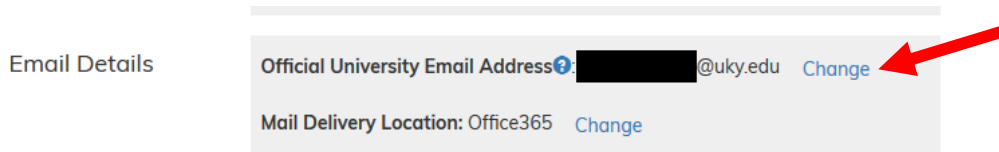
1. Go to ukam.uky.edu
2. On the linkblue Account Manager homepage select the ‘Start Here’ button



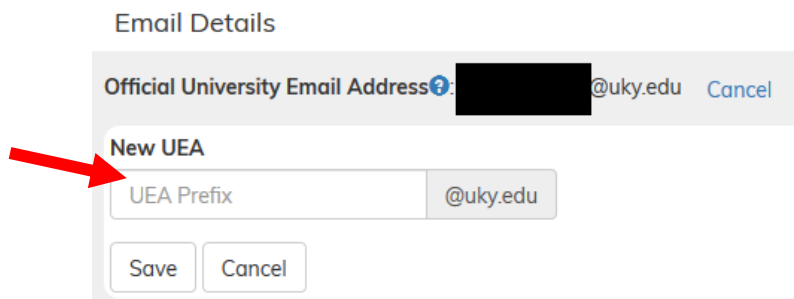
3. Log-in with your linkblue ID and password



4. On your Account Dashboard find the section ‘Email Details’ and select the ‘Change’ hyperlink beside ‘Official University Email Address’



5. Enter your new University Email Address (UEA) that meets UEA requirements. Requirements will show automatically.



6. Click Save