

Fall 2016 Graduate Student Enrollment Demographics

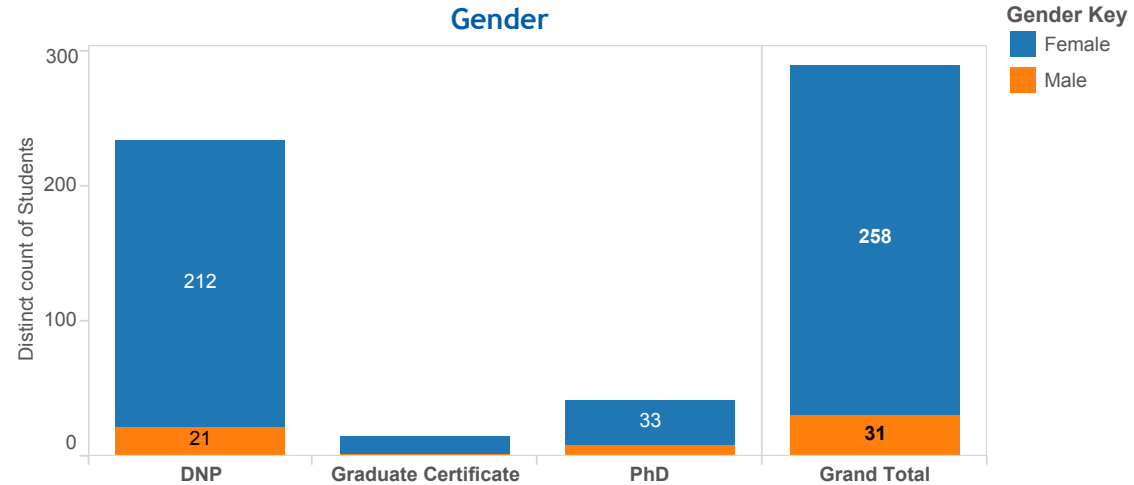
Total Enrollment

PhD	41
Graduate Certificate	15
DNP	233
Grand Total	289

Average Age

PhD	40.7
Graduate Certificate	45.1
DNP	33.9
Grand Total	35.5

Gender



Race/Ethnicity

	DNP	Graduate Certificate	PhD	Grand Total
American Indian or Alaskan Native (non-Hispanic)			1	1
Asian (non-Hispanic)	8	1	2	11
Black or African American (non-Hispanic)	10		5	15
Decline to Respond/Unknown	2		2	4
Hispanic or Latino (any race)	2			2
Multi-Racial (two or more races)	3	1		4
White or Caucasian (non-Hispanic)	208	13	31	252
Grand Total	233	15	41	289

Norton Healthcare Partnership & Employees

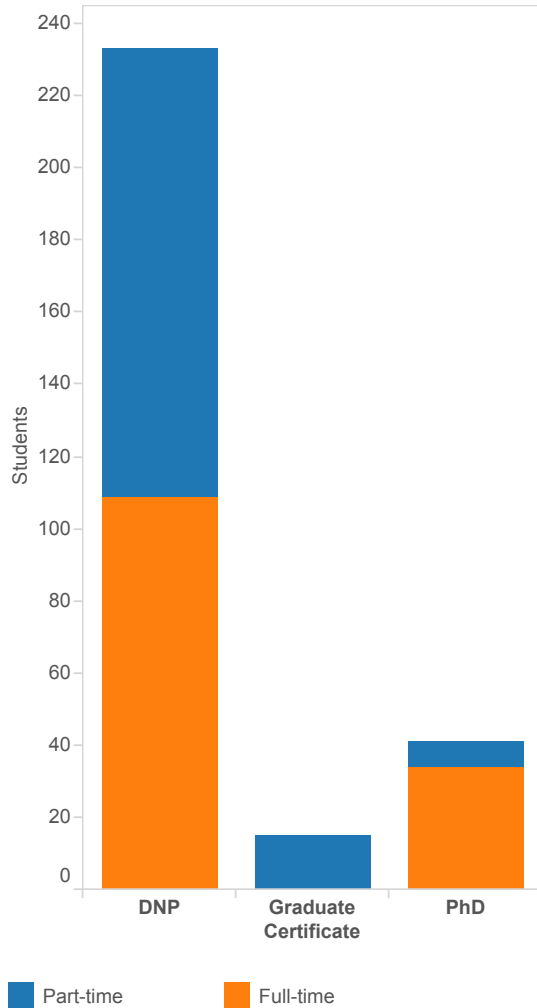
	Lexington	Norton
DNP	157	76
Graduate Certificate	15	
Grand Total	172	76

Veterans

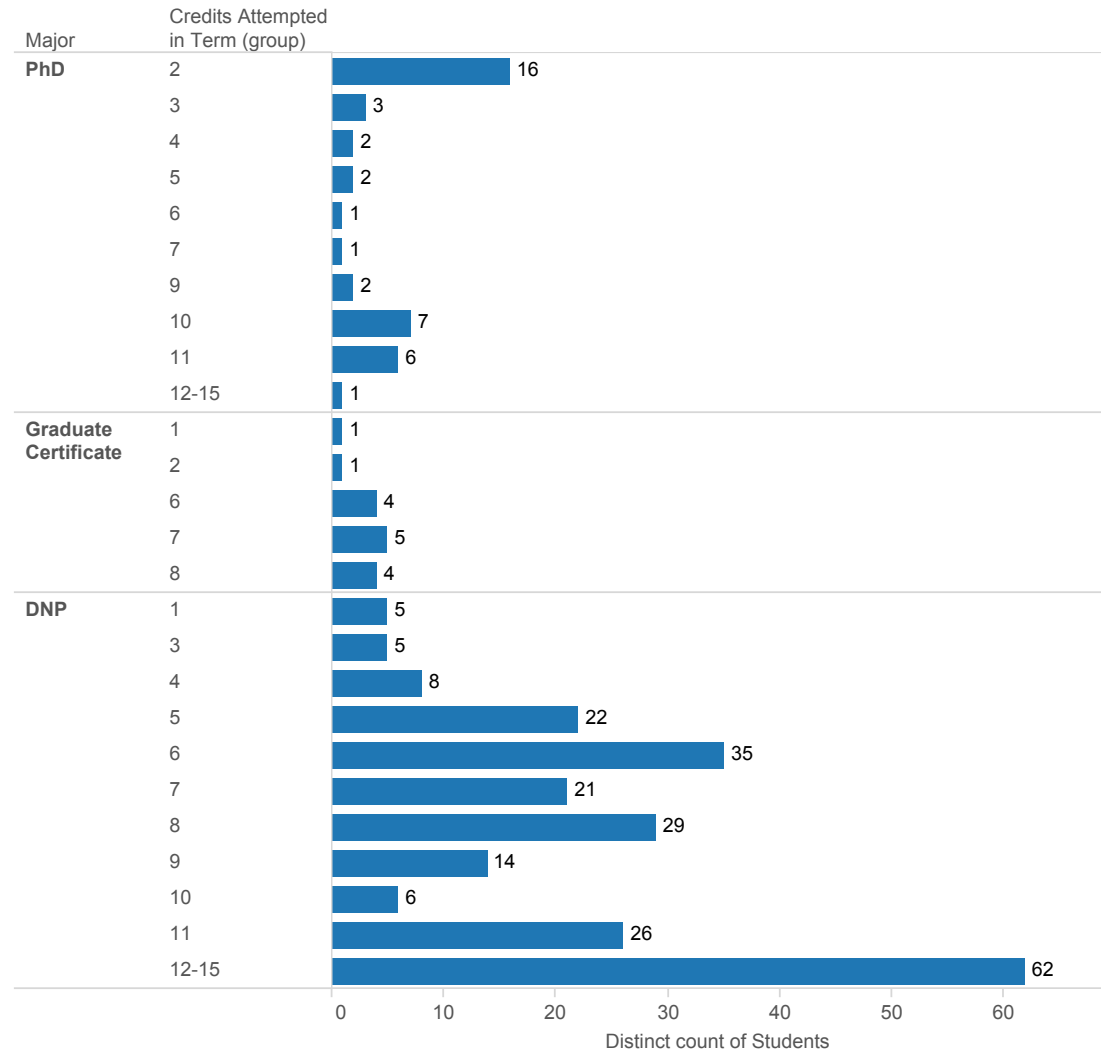
DNP	2
-----	---

Fall 2016 Graduate Student Enrollment Intensity

Full-time/Part-time



Credit Hours Attempted in the Term



Note: In the PhD program, full-time status is defined as enrollment in nine or more credits or enrollment in the post-qualifying residency (2 credits per term).

Fall 2016 Professional Specialties

DNP Specialties

		Full-time	Part-time	Grand Total
Post Bachelor of Science in Nursing	Adult-Gerontology Acute Care NP	30	30	60
	Adult-Gerontology Clinical Nurse Spec.	3	4	7
	Adult-Gerontology Primary Care NP	4	2	6
	Family Primary Care Nurse Practitioner	43	42	85
	Pediatric Prim. Care Nurse Practitioner	9	10	19
	Pops & Organizational Systems Leadership	5	10	15
	Psychiatric Mental Health NP	3	7	10
Post Master of Science in Nursing	Not applicable	12	19	31
Grand Total		109	124	233

Graduate Certificate Specialties

	Part-time	Grand Total
Adult-Gero Clinical Nurse Specialist	1	1
Adult-Gerontology Acute Care NP	10	10
Pediatric Primary Care Nurse Prac	2	2
Psychiatric Mental Health NP	2	2
Grand Total	15	15

Fall 2016 State, County and Country of Origin

Major

- DNP
- Graduate Certificate
- PhD

International Students' Country of Origin

China	1
Jordan	2
Nigeria	1
Saudi Arabia	1
South Korea	1
Taiwan	1

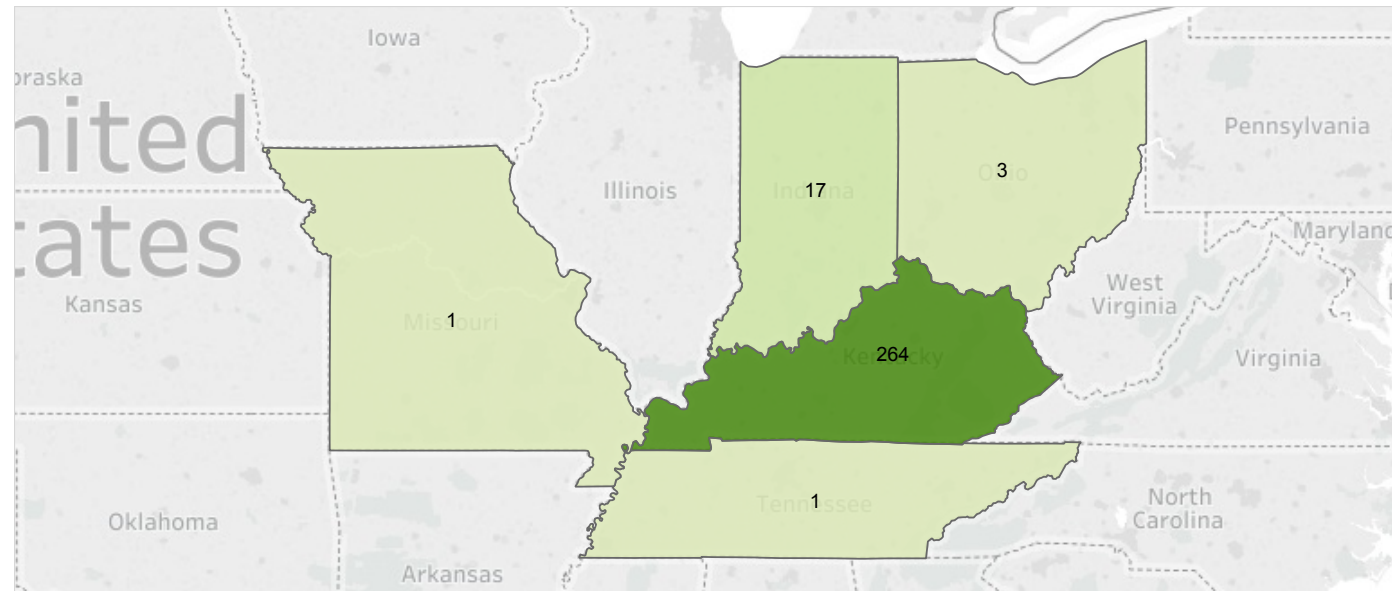
Students' Residency Status

Non Resident	39
Resident	250

Note: State of origin and residency status do not necessarily match.

9/14/16
CON16035

State of Origin



Kentucky County of Origin

