

# Fall 2016 BSN Enrollment Demographics

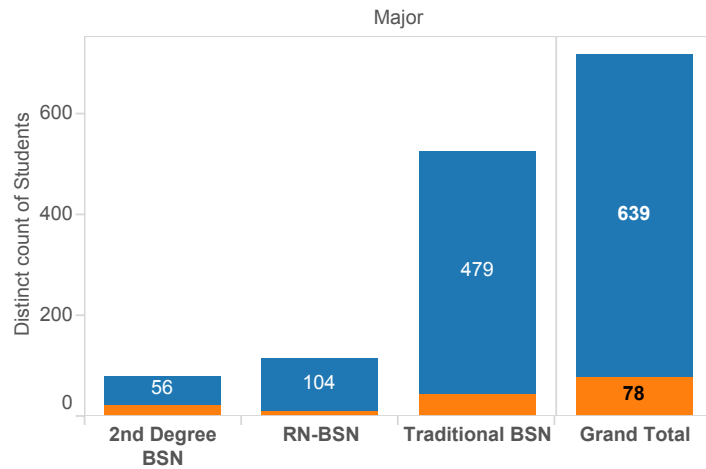
## Enrollment by Program

Traditional BSN	523
RN-BSN	115
2nd Degree BSN	79
<b>Grand Total</b>	<b>717</b>

## Race/Ethnicity

	2nd Degree BSN	RN-BSN	Traditional BSN	Grand Total
Asian	2		13	15
Black or African American	2	4	18	24
Decline to Respond	2	1	7	10
Hispanic or Latino	3	1	15	19
Multi-Racial (two or more races)	1	4	20	25
Native Hawaiian or Pacific Islander		1		1
Unknown	2	2	8	12
White or Caucasian	67	102	442	611
<b>Grand Total</b>	<b>79</b>	<b>115</b>	<b>523</b>	<b>717</b>

## Gender



### Gender Key

- Female
- Male

## Veterans

Traditional BSN	6
2nd Degree BSN	9

## Med-Vet Students

2nd Degree BSN	6
----------------	---

## ROTC

Traditional BSN	6
-----------------	---

## Athletes

Traditional BSN	4
-----------------	---

## First Generation

Traditional BSN	55
RN-BSN	33
2nd Degree BSN	19
<b>Grand Total</b>	<b>107</b>

## Average Age

2nd Degree BSN	27.9
RN-BSN	34.8
Traditional BSN	21.5
<b>Grand Total</b>	<b>24.3</b>

## Select Medical Partnership

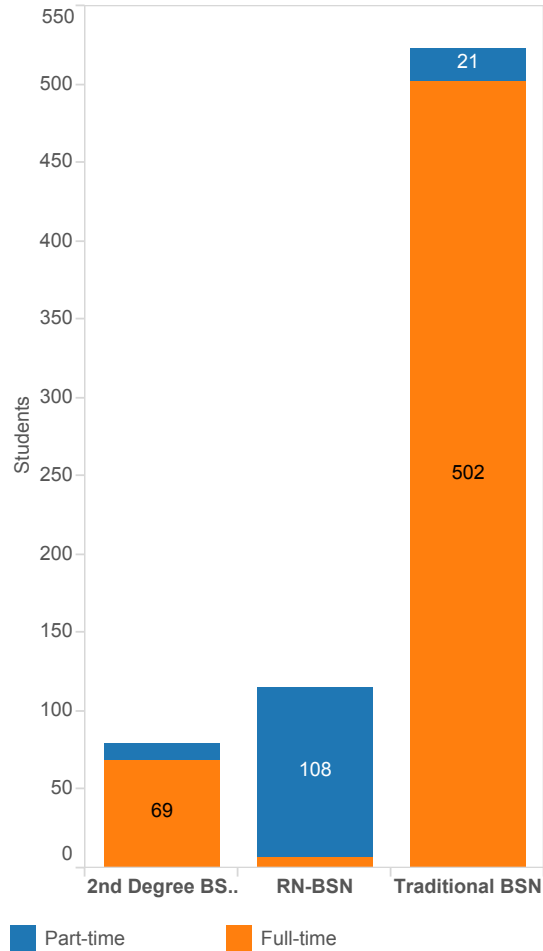
RN-BSN	20
--------	----

9/14//16

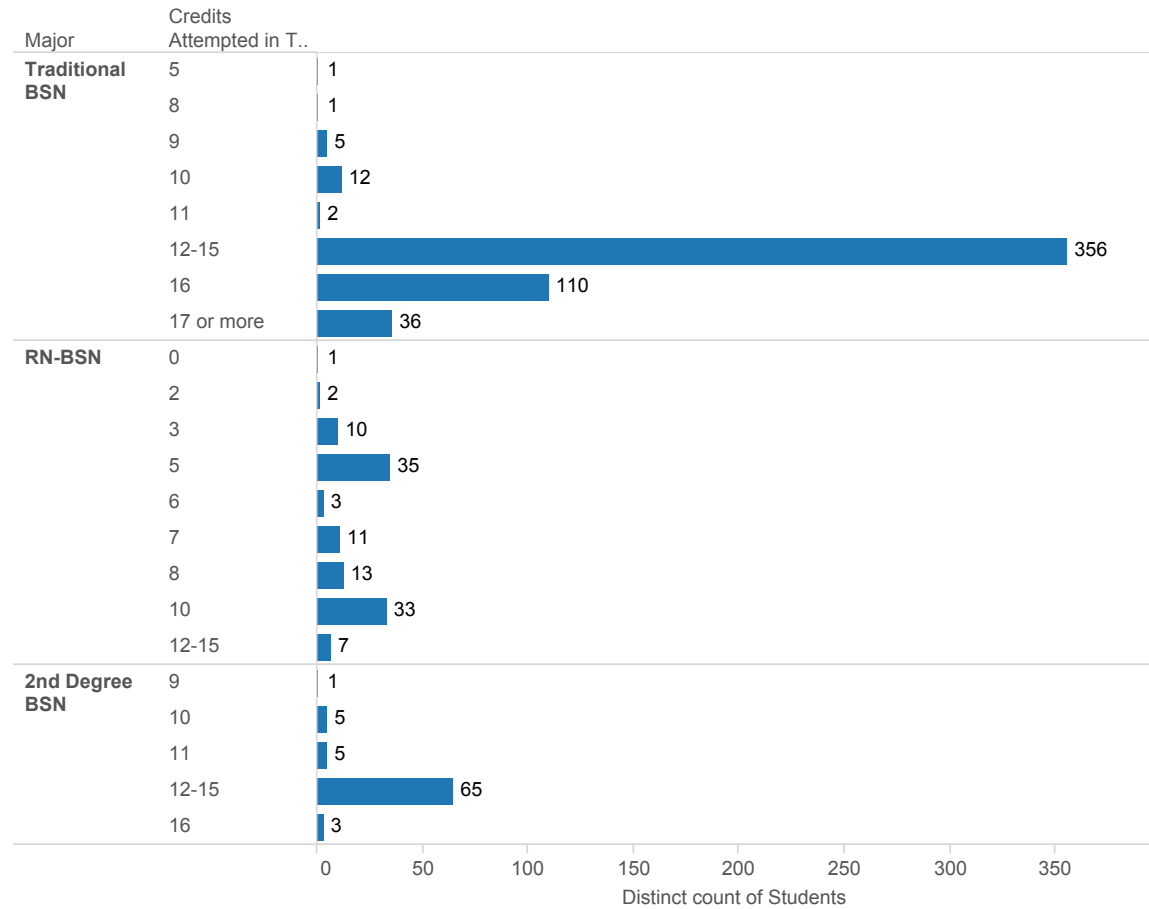
CON16003

# Fall 2016 BSN Enrollment Intensity

## Full-time/Part-time



## Credit Hours Attempted in the Term

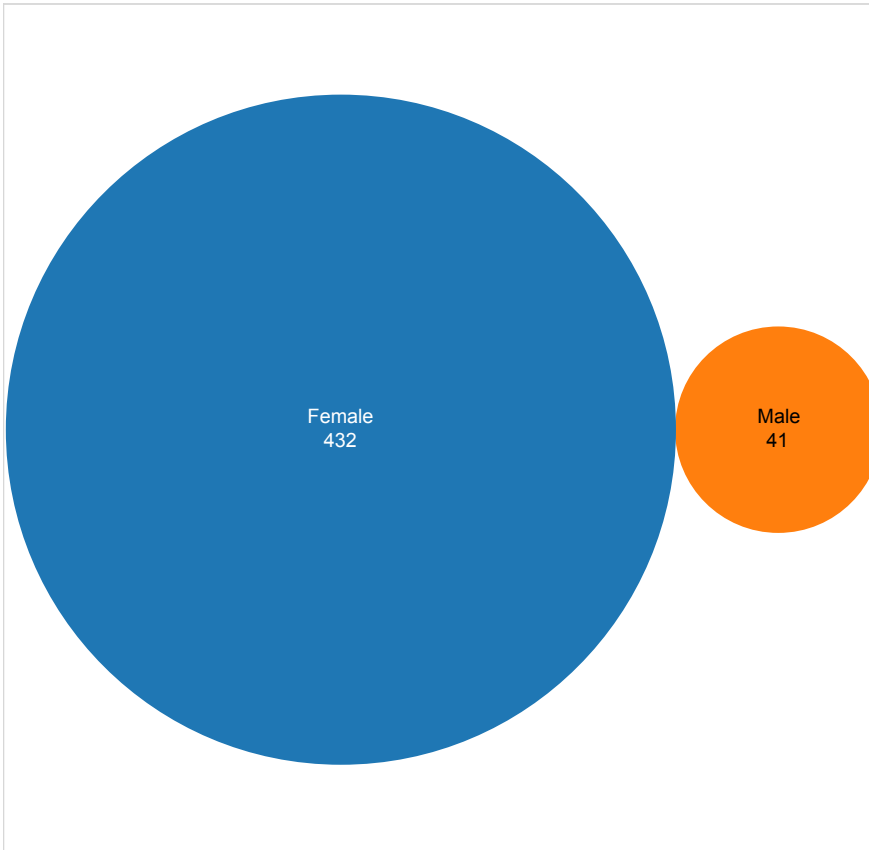


# Fall 2016 Pre-Nursing Enrollment Demographics

## Headcount Enrollment

Pre-Nursing	473
-------------	-----

## Gender



## Average Age

Pre-Nursing	19.8
-------------	------

## Race/Ethnicity

Ethnicity	Pre-Nursing
American Indian or Alaskan Native	4
Asian	11
Black or African American	18
Decline to Respond	3
Hispanic or Latino	21
Multi-Racial (two or more races)	17
Unknown	8
White or Caucasian	391
<b>Grand Total</b>	<b>473</b>

## Veterans

Veterans	Count
Pre-Nursing	12

## Med-Vet

Pre-Nursing	9
-------------	---

## ROTC

Pre-Nursing	2
-------------	---

## Athletes

Pre-Nursing	Athletes
Pre-Nursing	3

## First Generation

Pre-Nursing	57
-------------	----

