



BIRD SANITIZATION GUIDELINES

A safe community is our number one priority.

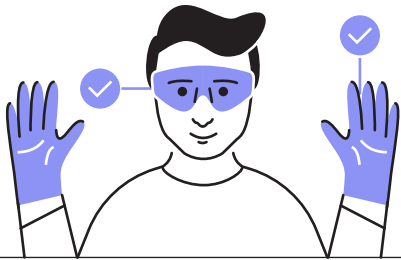
Best practices for vehicle sanitization.

YOU WILL NEED

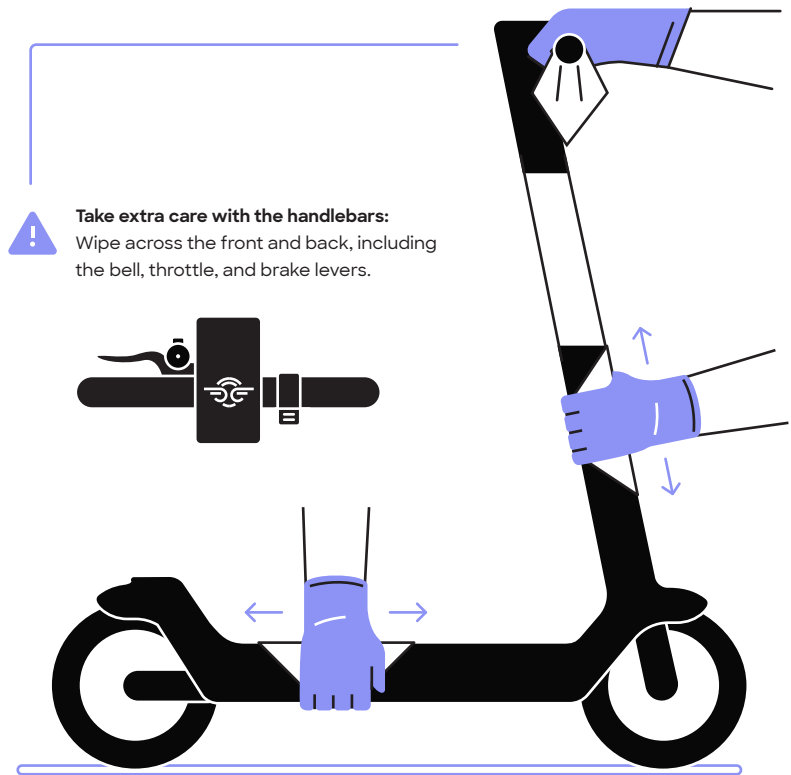
✓ Safety glasses + Nitrile gloves

✓ Disinfectant spray + disposable towel OR Disinfectant wipes

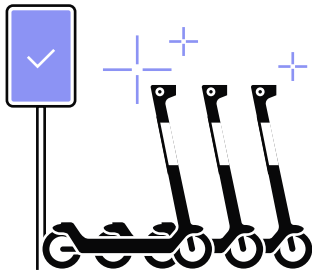
1 Wear safety glasses and nitrile gloves.



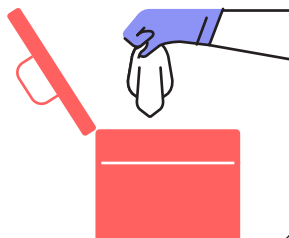
2 Disinfect all vehicle surfaces, including the handlebars, neck, and chassis.



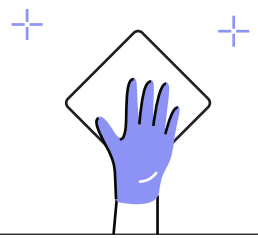
3 Move the clean vehicle to a designated sanitized area.




4 Use wipes or towels once only, then dispose of them properly.



5 Disinfect all workstation surfaces before and after sanitizing each vehicle.



6 Dispose of your gloves after each use, then immediately wash your hands. Wash your hands for 20 seconds using warm water and soap before breaks, before/after eating, after using the restroom, and after sneezing/coughing.



For additional guidance, please reach out to healthandsafety@bird.co