

FCR 8

Office of the President
December 14, 2021

Members, Board of Trustees:

APPROVAL OF THE 2020-21 ENDOWMENT MATCH PROGRAM ANNUAL REPORT

Recommendation: that the Board of Trustees accept the 2020-21 Endowment Match Program Annual Report. The Report is provided as a separate document.

Background: The Research Challenge Trust Fund (RCTF) was established in 1997 with the passage of House Bill 1, the *Kentucky Postsecondary Education Improvement Act*. The RCTF is designed to encourage research activities at the University of Kentucky and the University of Louisville. The Endowment Match Program, also known as 'Bucks for Brains', is one of several programs created as part of the trust fund. Pursuant to the Council on Postsecondary Education's Endowment Match Program Request and Reporting Procedures, the Board of Trustees must review and approve the annual report on UK's participation in the program. The annual report and additional information about the program is available online at:

<https://www.research.uky.edu/news>

Action taken: ☒ Approved ☐ Disapproved ☐ Other _____


The cover features a solid blue background with a large, dark blue circular shape on the left side. The text is white and positioned within the dark blue circle.

UNIVERSITY OF KENTUCKY

**ENDOWMENT
MATCH
PROGRAM**

ANNUAL REPORT
FISCAL YEAR 2020-21

HIGHLIGHTS OF UK'S ENDOWMENT MATCH PROGRAM FY 2020-21



RESEARCHERS

TACKLING DISEASE, CONFRONTING
KENTUCKY'S HEALTH CHALLENGES,
TRAINING THE NEXT GENERATION

PAGES 3-9

INNOVATIONS

SEE HOW ENDOWMENT-FUNDED
RESEARCH HAS LED TO PATENTS
AND LICENSES

PAGE 10

IMPACT

RESEARCH CREATES JOBS, BRINGS
NEW REVENUE TO KENTUCKY

PAGES 11-12

DEMOGRAPHICS	13-14
LIST OF ENDOWMENTS	15-42



Antibodies from alpacas are helping UK researchers such as Sidney Whiteheart, right, understand and treat COVID-19.

Nanobodies to attack diseases

Sidney “Wally” Whiteheart (George Schwert Professor in Biochemistry) in the College of Medicine led a team that is using special antibodies — called nanobodies — made by alpacas to help understand COVID-19 infections. Whiteheart’s team is generating small and stable nanobodies that can bind to the spike protein and neutralize the virus. This is the latest approach to using nanobodies to fight disease. Researchers at UK and elsewhere have been investigating their potential against HIV and other viruses for many years.

Treating substance use disorders

Alice Thornton (Infectious Diseases Research Professor in Internal Medicine), UK College of Medicine’s chief of the Division of Infectious Disease, was part of a research team that tested a treatment plan that may help curb opioid use disorder and prevent readmission to the hospital. The research — linking patients with infections associated with IV drug use to outpatient addiction treatment services — outlines a comprehensive program by infectious disease providers for patients who would otherwise be discharged without follow-up for opioid use disorder. In 2018, UK HealthCare reported 400 cases of endocarditis, an infection of the inner lining of the heart chamber and valves, of which 73 percent were injection drug use-associated infections.

The nuances of Alzheimer’s disease

Donna Wilcock (Robert P. Moores and Mildred A. Moores Alzheimer’s Disease Research Professor) and her team at the Sanders-Brown Center on Aging published their research on the explosion of genetic data suggesting the risk for sporadic Alzheimer’s disease is driven by factors other than the hallmarks of the disease — amyloid plaques and neurofibrillary tangles — including neuroinflammation, membrane turnover and storage, and lipid metabolism. In this study, the researchers focused on triggering receptors expressed on myeloid cell-2 (TREM2). They found that the therapeutic targeting of TREM2 leads to the activation of microglia, recruitment of microglia to amyloid plaques, reduced amyloid deposition, and ultimately improved cognition.

“For over three decades, Sanders-Brown Center on Aging has been home to one of the premier research institutions in our country in the fight to defeat Alzheimer’s and other dementias.”

U.S. Rep. Andy Barr



Medical oncologist Susanne Arnold is exploring potential COVID-19 therapies.

"I got into research in Appalachia because I'm an eighth-generation Kentuckian, and my father, who was also a doctor and researcher, was a seventh-generation Kentuckian. I learned a very valuable lesson from him — that we can't make progress in the treatment of diseases without being invested in the research that we do."

Susanne Arnold,
UK researcher

Clinical trials for treating COVID-19

Susanne Arnold (Buck-Kentucky Lung Cancer Research Chair), a medical oncologist and associate director of clinical translation at the UK Markey Cancer Center is co-leading UK's innovative clinical trial for experimental COVID-19 therapies, launched by the Markey Cancer Center, College of Medicine and College of Pharmacy in May 2020. The ongoing trial has a "pick-the-winner" design, which will allow UK researchers to rapidly understand what potential therapies appear to be effective, guiding patients to treatments that work and researchers to promising drugs that warrant further investigation. The team plans to scale up a larger, more traditional placebo-control clinical trial using the most promising therapy from the pick-the-winner trial.

Interventions for obesity, heart disease, diabetes

Gia Mudd-Martin (Dr. E. Vernon Smith, Bertice Henry Smith and Bertice Harold Smith Professors in Nursing) is targeting obesity, heart disease and diabetes by giving Kentuckians the tools they need to take control of their health. She is testing the effectiveness of two interventions aimed at encouraging healthy behaviors such as physical activity, healthy eating and smoking cessation for the populations of rural areas of Bourbon, Rowan, Nicholas and other nearby counties in Kentucky. Mudd-Martin and her colleagues on the RICH Heart team have a long history of collaborating with Kentucky communities that have resulted in the development of both Spanish- and English-language versions of the interventions to target populations at greatest risk for heart disease and diabetes in these rural communities.



Carrie Oser is the Arts and Sciences DiSilvestro Professor.

"It worked out really well to have this opportunity to come back to my home institution and have an impact on the lives of Kentuckians because when we're thinking about substance use problems, we have an opioid epidemic that's going on right now here in the Commonwealth. And to be able to be part of that team to address that issue is really important to me because I've had family members and friends who have substance use disorders. I've lost friends to overdoses, and it's just something that I feel really passionate about."


Carrie Oser, UK researcher , Louisville native and UK graduate

The role of sociology in fighting opioid use disorder

Carrie Oser (Arts and Sciences DiSilvestro Professor), a professor of sociology, leads the Geographic variation in Addiction Treatment study, a 5-year project looking at the factors that influence a person's decision to use one of the three FDA-approved medications for the treatment of opioid use disorder (OUD). Only 7 percent of people with OUD receive medications — and more than half of Kentucky counties do not have any providers who prescribe medications for OUD. It is even more challenging for those involved in the criminal justice system. This study is unique in its focus on the people surrounding the person with OUD and how their support — or lack thereof — and their opinions influence decisions on taking medication.

Brain research targets epilepsy and more

In 2020 **Matthew Gentry** (Antonio S. Turco Endowed Professor in Biochemistry) received a prestigious R35 grant from the National Institute of Neurological Disorders for his research on energy metabolism in the brain. The \$8.8 million grant will fund Gentry's lab in the Department of Molecular and Cellular Biochemistry over the next eight years on novel insights in energy metabolism using cutting-edge methodologies applied to multiple human diseases. The immediate impact of the grant will be in Gentry's long-term research area: Lafora disease, a fatal neurodegenerative epilepsy.



Alan Daugherty is the Gill Foundation Chair in Preventive Cardiology.

HEALTHCARE

The riddles of aortic disease

Alan Daugherty (Gill Foundation Chair in Preventive Cardiology) is the director of a new research center focused on aortic disease — the Saha Aortic Center — established at UK thanks to a gift from the Saha Foundation. The center will promote research and education to advance clinical care for aortic disease and contribute to cutting-edge care for patients in Kentucky. In 2021 Daugherty received a seven-year \$5.6 million R35 grant from the National Heart, Lung, and Blood Institute to study the tissues of the aorta and provide insight into how and why thoracic aortic aneurysms and dissection — a life-threatening condition with no medical treatment — occurs.

“We hope this research program will contribute to providing new medical options so that watching and waiting won't be the only option for these patients.”


Alan Daugherty,
Gill Foundation Chair
in Preventive
Cardiology

Culturally adapted interventions in health care



Lovoria Williams

In 2020 **Lovoria Williams** (Research Professor in Cancer Health Equity) was named a Fellow of the American Academy of Nursing. She was honored for her work with innovative community-based research that has guided development of more culturally informed, effective interventions and policies that impact racial/ethnic minority and medically underserved populations. She is nationally recognized for developing culturally adapted interventions for implementation by community health workers in church settings. An associate professor in the College of Nursing, Williams is the assistant director for Cancer Health Equity at the NCI-designated Markey Cancer Center.



Research for NASA is being conducted in the UK brazing lab.

NASA research

Since 2017, **Dusan Sekulic** (Secat J. G. Morris Aluminum Professor, Mechanical Engineering) has led a \$1 million international research project funded by NASA and the Roscosmos State Corporation for Space Activities in Russia. The project studies how molten metal could enable assembly, manufacturing and/or repairs to the International Space Station or other spacecraft. Sekulic's research includes both experimental studies and theoretical modeling aimed at uncovering the behavior of aluminum alloys in liquid state. Experimental work will be done on Earth and at the International Space Station. The team's data will be available to the global community of researchers through the NASA Physical Sciences Informatics system.

"Our research is devoted to resolving the damage that might be caused by micrometeoroids or space dust. We are trying to determine whether we can use the old technology called 'brazing' to execute the process in real-time."

Dusan Sekulic,
UK researcher

Improving manufacturing capabilities

I.S. Jawahir (James F. Hardyman Chair in Manufacturing Systems) leads UK's team in a five-year, \$50 million collaboration directed toward improving manufacturing capabilities in the United States. UK, the University of Tennessee, Knoxville and the U.S. Army Combat Capabilities Development Command's Army Research Laboratory are partners on this work. UK's project — NextGen MatProTech — will receive approximately \$23.8 million from the U.S. Department of Defense and will focus on four areas: engineered high-temperature materials; advanced additive manufacturing; novel manufacturing processes; and predictive modeling and performance assessment.



Kristin Ashford is among a select group of health professions in a prestigious yearlong fellowship program.

"There's obviously lots of things I like about the community at UK. I like that we have really a multi-faceted mission. We encompass education, we prioritize research — dissemination of research and community involvement, and service, and I think that's the full package."

Kristin Ashford,
UK professor

Leadership in national health policy

Kristin Ashford (Good Samaritan Professor for Community Nursing) was selected by the Robert Wood Johnson Foundation (RWJF) and National Academy of Medicine to the 2021-2022 class of RWJF Health Policy Fellows. Ashford is one of only six health professionals from across the country joining the prestigious, yearlong fellowship program in Washington, D.C. In addition to her associate dean role, Ashford currently serves as a professor, researcher and women's health nurse practitioner in UK's College of Nursing. She also serves as the director of the UK's Perinatal Research and Wellness Center.

Understanding American slavery

College of Arts & Science historian **Amy Murrell Taylor** (T. Marshall Hahn, Jr. Professor) was awarded the prestigious Frederick Douglass Book Prize for *Embattled Freedom: Journeys through the Civil War's Slave Refugee Camps* (UNC Press, 2018). This is one of the most coveted awards for the study of global slavery. She was also named a 2020-2021 University Research Professor, an honor recognizing research and scholarly excellence.

Detailing an American 'year of peril'

Tracy Campbell (E. Vernon Smith and Eloise C. Smith Professor of American History), College of Arts & Sciences history professor, won the New-York Historical Society's Barbara and David Zalaznick Book Prize for *The Year of Peril: America in 1942*. Campbell's book offers a month-by-month chronicle of a tumultuous and unsettling year in which America engaged in World War II.



Margaret Mohr-Schroeder, center, works with STEM Camp students. She is a co-investigator on the START project. Her STEM Camp program is a key part of START's elementary student outreach.

Bridging societal gaps

The STEM Through Authentic Research and Training (START) program at UK is creating a unique pipeline to increase science, technology, engineering and math (STEM) literacy and promote STEM careers for traditionally underrepresented populations (people of color, individuals with disabilities, students from free or reduced lunch schools), first-generation college students, and girls and women in STEM.

The START program is funded by a five-year, \$1.3 million Science Education Partnership Award (SEPA) from the National Institute of General Medical Sciences (NIGMS), part of the National Institutes of Health. **Luke Bradley**, a university Chellgren Endowed Professor, Lewis Honors faculty, and associate professor in the Department of Neuroscience, is the principal investigator on the SEPA grant and START director. He says that this program will target underrepresented groups by offering real-world research experiences beginning in elementary school and continuing through graduate school.

START represents a partnership between the Univer-

sity of Kentucky (providing opportunities for STEM research), The Academies of Lexington (a partnership with the Fayette County Public Schools focused on changing the model for STEM instruction), the Kentucky-West Virginia Louis Stokes Alliance for Minority Participation (LSAMP) program, and Space Tango, a Lexington-based STEM company.

Margaret Mohr-Schroeder, professor of STEM education and associate dean in the College of Education, is a co-investigator on the START project. Ten years ago, Mohr-Schroeder and her husband Craig Schroeder created STEM Camp, a week-long, summer day camp experience for elementary students. Since then, more than 2,000 students have completed the camp, learning computer programming through robotics, biology, chemistry, and other STEM content areas on the UK campus. STEM Camp is now part of the START pipeline.

(This article first appeared on UK's campus news site, UKnow, on April 1, 2021.)

Supporting teachers implementing reading, writing standards

College of Education Professor **Janice Almasi** (Carol Lee Robertson Endowed Professor of Literacy) received funding from the Kentucky Department of Education to support teachers implementing the Kentucky Academic Standards for Reading and Writing.

To coordinate the state project, she put together a team with local teachers, literacy doctoral students and a curriculum specialist to develop two online modules to be used by K-12 teachers.

UNIVERSITY OF KENTUCKY | FISCAL YEAR 2020-21

22

PATENTS ISSUED

Five patents involved five Endowment Match Program recipients

27

LICENSE & OPTION AGREEMENTS EXECUTED

Six licenses and options involved four Endowment Match Program recipients

99

INVENTION DISCLOSURES

Twenty-three invention disclosures involved 19 Endowment Match Program recipients

UNIVERSITY OF KENTUCKY'S OVERALL IMPACT

822

WORLDWIDE PATENT ASSETS

235 worldwide patent assets involved 38 Endowment Match Program recipients

\$6.3m

DISTRIBUTION

Since 2010, UK has distributed \$6.3 million in license income to inventors

\$18.4m

DISTRIBUTION

Since 2010, UK has distributed \$18.4 million in license income to UK colleges and departments

INNOVATIONS FUELED BY ENDOWMENTS

Zach Hilt (Gill Science and Engineering Eminent Professor) received a license and option agreement for a controlled-release system to deliver therapeutic antioxidants to affected areas in patients with head and neck cancer who are undergoing radiation therapy.



Yu-Ming Zhang (James R. Boyd Professor in Electrical Engineering) received a patent for a three-dimensional welding torch orientation without using a magnetometer, breaking traditional limitations and disadvantages of conventional welding approaches.

Luke Bradley (Chellgren Endowed Professor) received a license and op-

tion agreement for his green alternative to standard chemical synthesis or solvent extractions of bioactive plant metabolites. This process is environmentally friendly and can effectively extract plant metabolites for therapeutic use and disease treatment.

Chang-Guo Zhan (Endowed College of Pharmacy Professor in Pharmaceutical Sciences) continues his critical groundbreaking work in the field of cocaine overdose treatment with polypeptides and pharmaceutical carriers, resulting in several option and license agreements and a patent.

Christopher Schardl (Harry E. Wheeler Chair in Plant Mycology Professor) was awarded a patent for new strategies to outcompete harmful fungal strains using non-toxic endophytes. Endophytes are fungi that live within a host plant for at least part of its life cycle without causing disease. The resulting research could lead to a significant reduction in the destruction of food crops and forage by toxigenic strains.



Joseph Chappell (George A. Digenis Professorship/Chair in Drug Design and Discovery in Pharmaceutical Sciences) was awarded a patent for a method and system by which modified yeast can produce terpenes – aromatic compounds that determine the smell of various plants and herbs with industrial uses as flavors, fragrances, high-grade lubricants, biofuels, agricultural chemicals and medicines.

J. Todd Hastings (Reese S. Terry Professorship in Electrical Engineering) was awarded a patent for a new system, device and method to determine intraocular pressure (fluid pressure inside the eye), a critical metric in the evaluation of patients at risk of glaucoma, the second leading cause of blindness worldwide.

RESEARCH AND DEVELOPMENT EXPENDITURES

BY SOURCE OF FUNDS FISCAL YEARS 2016 THROUGH 2020*

(Figures in thousands of dollars)

Source	2016	2017	2018	2019	2020
Federal government	\$154,559	\$171,323	\$171,672	\$192,945	\$200,664
State and local government	45,625	45,217	42,213	37,544	35,346
Business	12,063	12,444	12,591	11,297	9,985
Non-profit organizations	15,893	13,795	17,571	14,018	10,677
Institutional funds	105,167	119,978	125,261	125,639	130,570
All other sources	16,354	15,617	23,726	29,138	30,432
Total	\$349,661	\$378,374	\$393,034	\$410,581	\$417,674

* HIGHER EDUCATION RESEARCH AND DEVELOPMENT SURVEY (HERD)

**\$417.7
million**

research expenditures
in FY 2019-20*

**2,082
new jobs**

in Fayette County
in FY 2019-20

**4,395
jobs**

supported in Kentucky
in FY 2019-20

FOCUS ON KENTUCKY

Research and development at UK has a direct, and significant, economic impact on Kentucky. The \$417.7 million UK spent on R&D in FY 2019-20 generated \$772 million in economic activity across the state. In Fayette County, 2,082 new jobs were created and across the state in the scientific sector 4,395 jobs were supported. Each dollar of externally funded research UK receives generates approximately \$1.85 in expenditures within the Commonwealth.

**\$772
million**

Total economic impact of UK
research for Kentucky in
FY 2019-20*

\$1.85

Each dollar of externally
funded research to UK
generates approximately \$1.85
in expenditures within the
Commonwealth

* HERD SURVEY

RECORD-BREAKING RESEARCH AWARDS POWER UK INNOVATION IN 2021

For the first time in University of Kentucky history, investigators received \$468 million in extramural grant and contract awards to support their research and creative work last fiscal year. This is a 9% increase from FY 2019-20, an incredible accomplishment during a challenging year.

Federal grants and contracts totaled \$281.2 million, accounting for 60% of UK's total awards in FY 2020-21. Federal awards increased by \$8.9 million (3.3%) from the last year. The profiles of UK researchers in this Endowment Match Report showcase the leading-edge innovations in areas such as advanced manufacturing and aneurysm detection.

Our research also touches on another vital concern for our Commonwealth -- workforce support. The state of Kentucky received \$21.6 million from the U.S. Department of Labor to boost efforts to help newly injured and ill employees remain at or return to work. The UK Human Development Institute (HDI), through RETAIN Kentucky, will expand implementation statewide, address enduring implications of COVID-19 on the physical and mental health of Kentucky's workforce and develop pre-professional and continuing education training in return-to-work/stay-at-work strategies. "In a state where roughly one-third of adults have a physical or mental impairment, we need to deploy strategies intentionally that will help us build and strengthen a workforce that is inclusive of all Kentuckians," said Kathy Sheppard-Jones, executive director of HDI.

In total for FY 2020-21, 1,828 projects were awarded to 828 principal investigators from 604 sponsors.

Research — which includes our multidisciplinary centers & institutes, core facilities, research support units and the Office of the Vice President for Research — saw a 32.2% increase in funding in FY 2020-21 from FY 2019-20.

The sheer volume of research activity, and the success of our researchers to garner funding for their impactful and innovative studies, speaks to the dedication of our faculty, staff and students to UK's research mission. Now more than ever, we realize that research is a key element of our mission to improve lives in Kentucky and beyond.

— Vice President for Research Lisa Cassis

A CATALYST FOR GROWTH

The Endowment Match program has been a catalyst for the substantial growth in UK's endowment which supports UK's research efforts. Since the Kentucky General Assembly passed the Postsecondary Education Improvement Act of 1997 (House Bill 1), awards of external research grants and contracts at the University have increased from \$122 million to \$468 million (a 284% increase)

\$678.9 million

market value of all endowments created or expanded as part of the Endowment Match Program as of June 30, 2021

ENDOWMENT MATCH PROGRAM AT A GLANCE

ENDOWMENT MATCH PROGRAM POSITIONS, PROGRAMS AND PROJECTS FROM 1998 TO 2021

	Chairs	Professorships	Fellowships	Mission Support	Total
Number of Positions or Projects Established	98	217	125	135	575
Positions Occupied or Projects with Expenditures	85	171	94	87	437

Table 1

Endowment Match Program faculty have made substantial contributions to the University of Kentucky research portfolio. According to the 2020 report from the Association of University Technology Managers, UK ranks 30th in the number of startup companies formed among public universities and ranks 40th among public universities in total licensing income. In Fiscal Year 2020-21, six new startup companies affiliated with UK technology were formed and UK filed 157 patent applications.

ENDOWMENT DEMOGRAPHICS

As of June 30, 2021, the University of Kentucky has appointed a total of 210 faculty endowed chairs and professorships under the auspices of the Endowment Match Program. (Tables 2-3).

RACE OF ENDOWMENT MATCH PROGRAM FACULTY AND STAFF AS OF JUNE 30, 2021

	Chairs	Professorships	Staff	Student Employees	Total
Asian	7	10	9	35	61
Black	2	4	0	7	13
Hispanic	0	3	1	10	14
Unknown	0	0	0	2	2
White	57	127	51	94	329
Total	66	144	61	148	419

Table 2

GENDER OF ENDOWMENT MATCH PROGRAM FACULTY AND STAFF AS OF JUNE 30, 2021

	Chairs	Professorships	Staff	Student Employees	Total
Female	19	41	35	82	177
Male	47	103	26	66	242
Total	66	144	61	148	419

Table 3

During Fiscal Year 2020-21, 125 endowments supported graduate fellowships. Since a single endowment may support multiple student awards, 392 graduate students received support from endowment proceeds (Table 4).

GENDER AND RACE OF ENDOWMENT MATCH PROGRAM FINANCIAL AID RECIPIENTS FOR AWARDS MADE DURING FISCAL YEAR 2020-21

	Asian	Black	Hispanic	Multi-Racial	Unknown	White	Total
Female	16	15	8	6	30	149	224
Male	10	15	6	3	21	113	168
Total	26	30	14	9	51	262	392

Table 4

**University of Kentucky
Endowment Match Program
Table 5: Components of Change in Endowment Market Value
During Fiscal Year 2020 - 2021**

Endowment Name	Date Estab.	Prior to 07/01/20			During Fiscal Year 2020 - 2021				
		State Funds Received	Gifts Received	Market Value as of 07/01/20	State Funds Received	Gifts Received and Transfers	Investment Earnings (Loss)	Earnings Distributed ¹	Market Value as of 06/30/21
New RCTF Funded Endowment									
		\$0	\$0	\$0	\$0	\$0	\$0	\$0	\$0
New RCTF Funded Endowment Sub-Total		\$0	\$0	\$0	\$0	\$0	\$0	\$0	\$0
Existing RCTF Funded Endowments									
Abercrombie Foundation Research - Art	01/17/01	\$400,000	\$400,000	\$882,612	\$0	\$0	\$293,766	(\$33,538)	\$1,142,840
Abercrombie Foundation Research Fund - Music	01/17/01	400,000	405,000	813,820	0	0	270,879	(30,925)	1,053,774
AIA Kentucky Endowed Professorship	11/28/00	100,000	100,025	217,809	0	0	72,503	(8,277)	282,035
Alan F. Bloomfield Professorship in Business	02/10/97	150,000	150,405	346,068	0	0	117,012	(7,843)	455,236
Albert and Lorraine Clay Visiting Scholars Endowment	04/06/99	750,000	750,000	1,619,204	0	0	539,170	(61,555)	2,096,819
Albert G. Clay Endowed Chair in Equine Reproduction2	12/09/98	3,250,000	24,225	4,724,537	0	0	1,572,332	(179,507)	6,117,361
Alberto Mazzoleni MD Professorship/Chair in Cardiology	12/10/08	149,001	178,951	379,897	0	0	126,451	(14,436)	491,911
Albisetti Dissertation Research Fellowship	06/24/03	50,000	93,363	167,658	0	5,350	57,700	(5,900)	224,808
Alfred M. Cohen M.D. Chair in Oncology Research	03/21/03	500,000	500,000	1,087,414	0	0	362,629	(41,400)	1,408,643
Alice P. Killpatrick Endowed Fellowship	04/09/09	200,211	256,599	584,309	0	0	194,496	(22,205)	756,600
Alvin L. Morris Professorship in Oral Health Research3	01/20/98	200,000	200	202,689	0	0	67,470	(7,703)	262,456
Amerman Family Equine Research Endowment Fund	12/31/03	500,000	500,000	1,115,835	0	0	384,430	(42,541)	1,457,725
Ammon Nursery/Landscape Research Endowment	09/28/99	25,000	25,232	53,243	0	0	17,723	(2,023)	68,943
Ann Scott & Ralph E. Mason Endowed Research Fund in Opera Studies	11/10/01	100,000	100,000	240,393	0	0	82,824	(9,165)	314,051
Ann Scott Maher Mason Endowed Research Fund in Choral Studies	10/29/04	100,000	100,000	250,939	0	0	86,453	(9,567)	327,825
Anne Scott Maher Mason Vocal Music Scholarship Fund	12/04/95	50,000	50,000	107,410	0	0	35,746	(4,081)	139,075
Anthony V. Carozza Fellowship	08/31/05	50,000	50,000	100,339	0	0	33,398	(3,813)	129,924
Antonides-Williams Visiting Professorship	03/03/07	58,812	61,619	148,356	0	0	48,984	(5,592)	191,747

**University of Kentucky
Endowment Match Program**
**Table 5: Components of Change in Endowment Market Value
During Fiscal Year 2020 - 2021**

Endowment Name	Date Estab.	Prior to 07/01/20			During Fiscal Year 2020 - 2021				
		State Funds Received	Gifts Received	Market Value as of 07/01/20	State Funds Received	Gifts Received and Transfers	Investment Earnings (Loss)	Earnings Distributed ¹	Market Value as of 06/30/21
Antonio S. Turco Professorship in Biochemistry	10/18/00	218,000	218,000	500,649	0	0	175,905	0	676,554
Appalachian Fellowship Endowment Fund	12/08/98	1,000,000	1,032,293	2,020,434	0	50	672,556	(76,783)	2,616,256
Armor & Letitia Taylor Fund for Library Research Equipment	08/23/99	218,800	218,800	602,724	0	0	204,004	(7,722)	799,007
Arthur Andersen Endowed Professorship	11/20/00	100,000	336,327	486,103	0	0	165,009	0	651,112
Arthur E. Walker, Jr. Graduate Fellowship in Civil Engineering	12/31/01	300,000	300,000	648,708	0	0	215,938	(24,653)	839,993
Arthur Lieber, M.D. Professorship in Diagnostic Radiology	10/10/03	310,000	310,000	953,100	0	0	323,159	(7,034)	1,269,226
Arts & Sciences Endowed Professorship	05/20/08	495,217	495,417	1,354,151	0	0	441,970	(102,818)	1,693,303
Arts and Sciences DiSilvestro Professorship	06/01/04	50,000	50,000	136,051	0	0	41,847	(21,664)	156,234
Arturo Alonzo Sandoval Endowed Professorship	07/25/06	100,000	104,741	250,944	0	0	83,502	(9,533)	324,913
Arvle & Ellen Turner Thacker Endowment Fund	09/02/02	50,000	55,249	131,524	0	431	44,709	0	176,664
Ashland Inc. Chair in Chemical Engineering	01/20/99	1,000,000	1,000,000	2,120,547	0	0	705,909	(80,591)	2,745,864
Ashland Inc. Research Fellowship in Literacy and Leadership	12/08/04	200,000	200,000	425,215	0	0	141,542	(16,159)	550,598
Ashland Inc. Library Endowment	09/26/00	1,000,000	1,000,000	2,434,214	0	0	812,950	(76,952)	3,170,212
Ashwini Anand, M.D. Professorship in Cardiology	04/06/05	50,000	50,000	173,586	0	0	58,912	0	232,497
Barnhart Memorial Fellowship in Geography	10/05/05	73,295	75,398	216,908	0	0	73,717	0	290,625
Barnstable Brown Kentucky Diabetes & Obesity Center Endowed Chair	06/18/09	500,000	500,000	1,232,649	0	0	410,308	(46,843)	1,596,114
Barnstable Brown Kentucky Diabetes & Obesity Center Research	06/18/09	2,047,991	2,048,366	5,978,325	0	0	2,029,616	0	8,007,940
Barnstable Brown Pediatric Diabetes Laboratories Research Endowment	09/01/06	500,000	501,000	1,051,364	0	0	348,565	(141,250)	1,258,679
Barnstable Brown Chair in Pediatrics Diabetes Research	02/13/00	900,000	900,000	2,148,061	0	0	720,284	(151,013)	2,717,332
Bayer Professorship in Pulmonary Medicine	03/02/99	177,500	177,500	371,899	0	0	126,252	0	498,151
Beaven-Eidetik Doctoral Research Fellowship	11/16/05	50,000	50,000	126,219	0	0	43,552	(5,415)	164,356

**University of Kentucky
Endowment Match Program**
**Table 5: Components of Change in Endowment Market Value
During Fiscal Year 2020 - 2021**

Endowment Name	Date Estab.	Prior to 07/01/20			During Fiscal Year 2020 - 2021				
		State Funds Received	Gifts Received	Market Value as of 07/01/20	State Funds Received	Gifts Received and Transfers	Investment Earnings (Loss)	Earnings Distributed ¹	Market Value as of 06/30/21
Beaven-Eidetik Research Fellowship in Developmental Disabilities and Mental Retardation	08/10/01	50,000	50,300	161,448	0	0	55,678	(7,088)	210,038
Belinda Mason Carden and Paul Mason Professorship in HIV/AIDS Research	08/11/98	151,960	181,810	347,905	0	0	115,808	(13,221)	450,492
Bell Alcohol and Addictions Chair	01/20/06	852,368	897,950	1,779,760	0	500	592,502	(67,642)	2,305,120
Benjamin C. Warf, M.D., Lectureship/Fellowship in Pediatric Neurosurgery	01/09/01	100,000	100,000	262,355	0	101,000	116,194	0	479,549
Bill & Marie Cull Fellowship Endowment Fund	03/01/05	100,000	100,393	203,962	0	0	67,887	(7,750)	264,098
Blazie Family Professorship in Electrical and Computer Engineering	03/25/02	50,000	60,000	125,528	0	0	41,785	(4,770)	162,543
Bobby C. Pass Professorship	04/27/05	54,846	93,142	156,131	0	0	51,970	(5,933)	202,168
Boehringer Ingelheim Pulmonary Endowed Research Professorship	07/26/02	185,000	185,000	436,263	0	0	148,111	0	584,374
Bonnie Jean Cox Graduate Research Endowment in Gender and Women's Studies	12/19/01	91,810	92,000	223,517	0	0	75,548	(6,000)	293,065
Boone Graduate Fellowship	07/21/06	50,000	80,000	170,691	0	2,000	58,279	0	230,970
Braden-Clark Fellowship in Parkinson's Disease Research	06/09/09	225,249	850,000	1,281,208	0	100,000	455,116	(131,879)	1,704,445
Brown and Williamson Research Fund	04/06/99	250,000	250,000	558,291	0	0	185,905	(21,224)	722,972
Brown-Forman Visiting Chair in Urban Design	12/19/01	500,000	502,051	1,066,801	0	0	355,109	(40,542)	1,381,369
Brown-McFarlan Endowed Fund	12/29/10	82,266	131,221	249,997	0	100	84,882	(250)	334,729
Bruce A. Lucas, M.D. Endowment for Urologic Research	03/07/01	70,000	120,074	196,334	0	0	66,655	0	262,989
Buckhorn Professor of Social Work	06/01/99	150,000	150,025	352,961	0	0	119,813	0	472,774
Buck-Kentucky Lung Cancer Research Chair Endowment Fund	10/22/02	300,000	792,494	1,310,303	0	0	444,846	0	1,755,149
Burt L. Sims Graduate Fellowship	10/30/03	50,000	50,000	107,057	0	0	35,633	(4,068)	138,622
Bush-Holbrook Endowed Chair/Professorship in the English Department	09/25/06	574,788	574,789	1,159,672	0	0	386,882	(41,767)	1,504,787
Bush-Holbrook Graduate Fellowship in the College of Arts and Sciences	09/25/06	324,399	324,399	894,340	0	0	290,557	(71,736)	1,113,160
Byron Young Fellowship for Neuroscience Research	05/27/09	50,000	50,000	155,776	0	0	52,867	0	208,643

**University of Kentucky
Endowment Match Program**
**Table 5: Components of Change in Endowment Market Value
During Fiscal Year 2020 - 2021**

Endowment Name	Date Estab.	Prior to 07/01/20			During Fiscal Year 2020 - 2021				
		State Funds Received	Gifts Received	Market Value as of 07/01/20	State Funds Received	Gifts Received and Transfers	Investment Earnings (Loss)	Earnings Distributed ¹	Market Value as of 06/30/21
Byron Young, MD Research Endowment for Neurosurgery Residents	08/10/09	100,000	268,700	514,506	0	(29,400)	171,451	0	656,558
C. M. Gatton Endowment Fund	05/04/99	1,024,500	1,025,180	2,308,368	0	0	831,047	(94,878)	3,044,538
C. M. Gatton Endowment Fund - Chairs	05/04/95	6,000,000	6,000,100	14,141,478	0	0	4,780,015	(358,485)	18,563,008
C. M. Gatton Endowment Fund - Faculty Research & Development	05/04/95	2,000,000	2,000,000	4,757,485	0	0	1,610,240	(84,763)	6,282,961
C. M. Gatton Endowment Fund - Professorship	05/04/95	2,000,000	2,000,000	4,833,627	0	0	1,631,586	(158,300)	6,306,914
C. Michael Garver Endowment Fund - Fellowship Fund	09/11/00	750,000	751,039	1,550,587	0	0	516,150	(58,927)	2,007,810
Cardinal Hill Rehabilitation Hospital Chair in Neurorehabilitation	06/06/99	1,000,000	1,000,150	2,052,388	0	0	690,448	(52,316)	2,690,521
Cardinal Hill Rehabilitation Hospital Chair in Spinal Cord Injury Rehabilitation	06/06/99	500,000	500,000	968,250	0	0	322,302	(36,796)	1,253,756
Cardinal Hill Rehabilitation Hospital Fellowship	06/01/06	40,000	40,000	82,264	0	0	27,383	(3,126)	106,521
Cardinal Hill Rehabilitation Hospital Professorship in Traumatic Brain Injury	06/06/99	500,000	500,000	1,234,818	0	0	419,072	0	1,653,890
Cardiology Associates of Kentucky Fellowship Fund	09/13/01	137,500	137,500	302,336	0	0	102,643	0	404,978
Cardiovascular Research and Education Fund	07/26/06	50,000	62,200	172,574	0	10	58,568	0	231,152
Carmen L. Buck Professorship/Chair in Oncology Research Endowment Fund	10/10/02	429,453	429,453	1,045,591	0	0	354,977	0	1,400,567
Carol Lee Robertson Endowed Professorship in Literacy	02/04/99	160,000	281,400	481,087	0	0	163,058	(3,239)	640,906
Caroline Frances Ransdell Research Professorship	03/06/01	51,179	51,179	109,265	0	0	37,090	0	146,355
Carroll M. Redford, Jr. Scholarship Endowment	08/15/06	50,000	99,425	156,186	0	5,000	54,599	(6,023)	209,762
Center for Aluminum Technology Endowment Fund	06/29/99	1,775,000	1,775,000	4,153,085	0	0	1,430,960	(158,349)	5,425,696
Center for Financial Services Research Endowment	08/28/00	50,000	50,000	114,142	0	0	38,746	0	152,888
Center for Real Estate Studies Endowment	08/28/00	50,000	50,000	107,155	0	0	36,373	0	143,528
Center for Sports Marketing Endowment Fund	06/15/00	75,000	75,000	169,249	0	0	57,451	0	226,700
Center on Aging Foundation Fellowship in Gerontology	02/01/99	75,000	75,975	156,504	0	0	52,096	(5,948)	202,653

**University of Kentucky
Endowment Match Program**
**Table 5: Components of Change in Endowment Market Value
During Fiscal Year 2020 - 2021**

Endowment Name	Date Estab.	Prior to 07/01/20			During Fiscal Year 2020 - 2021				
		State Funds Received	Gifts Received	Market Value as of 07/01/20	State Funds Received	Gifts Received and Transfers	Investment Earnings (Loss)	Earnings Distributed ¹	Market Value as of 06/30/21
Center on Membrane Sciences Graduate Student Mentoring Endowment	05/25/99	25,000	27,750	63,745	0	0	21,648	0	85,393
Charles D. Lucas, Jr. Endowment for Parkinson's Disease Research	02/12/04	50,000	289,424	379,947	0	0	128,619	(6,600)	501,966
Charles H. Nicholson, M.D. Residency Fellowship in General Surgery	12/26/02	62,100	91,306	182,983	0	0	62,122	0	245,105
Charles Parker Graves Endowed Professorship Fund	05/15/01	57,335	75,124	135,850	0	0	45,213	(5,162)	175,901
Charles S. Cassis Professorship of Law	07/19/00	102,984	103,485	225,673	0	0	75,105	(8,574)	292,204
Charles T. Wethington, Jr. Graduate and Professional Fellowship	12/09/98	500,000	500,000	1,052,443	0	0	350,330	(39,996)	1,362,777
Charles W. Hammond Professorship in Chemistry	05/12/04	340,000	349,405	795,773	0	0	256,823	(84,120)	968,477
Charlotte R. Schmidlapp Fellowship in Gerontology	01/05/01	150,000	150,000	298,348	0	0	99,312	(11,338)	386,322
Charlotte R. Schmidlapp Fellowship in Gynecologic Oncology	09/10/02	100,000	100,000	232,964	0	0	79,091	0	312,054
Chellgren Endowed Chair in Corporate Strategy	06/02/00	500,000	500,153	1,024,710	0	0	341,098	(38,942)	1,326,866
Chellgren Fund for Excellence	01/05/05	2,250,000	2,257,950	4,728,645	0	0	1,573,811	(179,676)	6,122,779
Chellgren Lecturer Series	05/05/99	100,000	100,000	222,866	0	0	75,652	0	298,518
Children's Miracle Network Research Chair #3	10/06/04	1,000,000	1,000,000	2,443,762	0	0	829,629	0	3,273,391
Children's Miracle Network Research Chair in Pediatrics, No.2	12/08/98	500,000	504,303	1,209,683	0	0	410,686	0	1,620,369
Class of 1949 Fellowship Endowment Fund	11/13/00	50,000	93,241	149,330	0	2,500	50,338	(4,291)	197,877
Clay Lancaster Endowed Professorship in Historic Preservation	03/07/00	250,500	275,941	627,435	0	0	216,185	(23,923)	819,698
Clifford J. Swauger, Jr. Summer Graduate Fellowship	07/28/05	59,160	59,690	132,962	0	0	44,666	(3,409)	174,220
College of Law 2002 Memorials Fellowship Endowment Fund	12/31/03	50,922	121,635	178,731	0	400	59,526	(6,794)	231,863
College of Nursing Millennium Fund	12/05/00	95,968	98,134	201,806	0	0	67,176	(7,669)	261,313
College of Pharmacy Parent & Alumni Scholarship/Fellowship Endowment Fund	06/22/02	51,454	57,075	148,941	0	0	49,543	(5,656)	192,828
Commonwealth Professorship of Minimally Invasive Surgery	09/25/98	100,000	100,000	207,440	0	0	69,051	(7,883)	268,608

**University of Kentucky
Endowment Match Program**
**Table 5: Components of Change in Endowment Market Value
During Fiscal Year 2020 - 2021**

Endowment Name	Date Estab.	Prior to 07/01/20			During Fiscal Year 2020 - 2021				
		State Funds Received	Gifts Received	Market Value as of 07/01/20	State Funds Received	Gifts Received and Transfers	Investment Earnings (Loss)	Earnings Distributed ¹	Market Value as of 06/30/21
CompEd, Inc. Fellowship Fund	06/06/02	50,000	115,000	175,691	0	0	58,479	(6,676)	227,494
Constance Wilson Endowed Professorship in Mental Health	06/24/99	50,000	84,453	161,567	0	0	54,988	0	216,555
Cottrill-Rolfes Chair in Catholic Studies	10/28/05	500,000	501,000	1,058,302	0	0	349,540	(77,721)	1,330,121
Cralle Foundation/Joan Cralle Day Endowed Fellowship Fund	12/11/01	300,000	300,000	648,739	0	0	215,948	(24,654)	840,033
Cralle-Day Children at Risk Endowment	07/31/06	500,000	500,000	1,355,917	0	0	460,172	0	1,816,089
Creed Fulton Smith Endowed Fellowship Fund	01/31/02	50,000	50,000	112,335	0	0	37,393	(4,269)	145,460
CSX Transportation Graduate Fellowship Fund	02/23/01	50,000	53,538	114,571	0	0	39,476	(4,368)	149,679
Cynthia Shaw Crispen Chair in ALS Disease Research	11/15/99	500,000	500,325	964,313	0	425	321,066	(36,652)	1,249,152
Databeam Professorship in Electrical & Computer Engineering	11/05/01	80,000	85,000	177,454	0	0	59,069	(6,744)	229,779
David B. Stevens, M.D. Medical Fellowship Endowment	02/09/07	50,000	50,000	106,285	0	0	35,874	(3,500)	138,659
David B. Stevens, M.D. Professorship or Chair in Orthopaedic Surgery	04/12/02	50,000	50,000	204,745	0	0	69,485	0	274,230
David H. and Barbara Schlund Kaufman Professorship	06/05/00	50,000	55,021	115,979	0	0	39,961	(4,422)	151,518
Della Marie Johnson Endowed Research Fund	03/10/06	50,000	61,468	120,256	0	0	40,419	(2,300)	158,375
Deloitte Foundation Professorship in Accounting	01/17/07	121,525	163,775	401,086	0	0	136,505	0	537,591
Delta Dental Plan of Kentucky Clinical Research Center Endowment	08/21/02	750,000	750,000	1,807,630	0	0	601,711	(68,695)	2,340,646
Dennis M. TeKrony Fund for Seed Science Research	03/31/08	50,929	50,929	118,112	0	0	39,316	(4,489)	152,940
DePuy Neuro Fellowship	06/19/00	500,000	501,608	1,080,825	0	0	364,882	0	1,445,707
DePuy Neuro/Spine Surgery Fund	06/19/00	500,000	500,000	1,206,233	0	0	409,374	0	1,615,607
DePuy Orthopaedic Fellowship	06/19/00	235,000	235,000	630,839	0	0	214,095	0	844,934
Dermontti F. & Regina M. Dawson Graduate Fellowship in Education	02/20/01	50,000	50,300	101,060	0	0	34,312	0	135,372
Development Dimensions International Professorship in Behavioral Health	03/17/00	100,000	100,050	200,549	0	0	66,758	(7,621)	259,686

**University of Kentucky
Endowment Match Program**
**Table 5: Components of Change in Endowment Market Value
During Fiscal Year 2020 - 2021**

Endowment Name	Date Estab.	Prior to 07/01/20			During Fiscal Year 2020 - 2021				
		State Funds Received	Gifts Received	Market Value as of 07/01/20	State Funds Received	Gifts Received and Transfers	Investment Earnings (Loss)	Earnings Distributed ¹	Market Value as of 06/30/21
Division of Urology Leadership Endowment for Resident Research and Education	04/27/10	240,000	242,300	577,553	0	0	192,248	(21,948)	747,853
Don Corum and National Nursery Products/Landscape Research Endowment	05/04/99	50,000	52,600	105,574	0	0	35,155	(4,014)	136,716
Donald L. and Gertrude L. Lester Professorship in Mechanical Engineering	03/18/02	100,000	100,000	236,887	0	0	81,621	(9,032)	309,475
Doris Nowak and William E. Stilwell, III Graduate Fellowship in Educational and Counseling Psychology	08/15/06	50,000	97,347	152,987	0	0	50,917	(5,813)	198,091
Dorothy A. Miller Research Professorship in Social Work Education	01/27/00	100,000	100,705	214,351	0	0	72,768	0	287,119
Dorothy Leathers Graduate Fellowship Fund	02/23/99	25,000	48,570	82,640	0	1,450	28,224	(3,850)	108,463
Dorothy Luther Nursing Fellowship	06/25/03	50,759	52,759	120,956	0	0	40,263	(4,597)	156,622
Douglas A. and Carole A. Boyd Professorship in Communication	05/06/11	100,674	100,674	218,983	0	0	72,894	(8,322)	283,555
Douglas J. Von Allmen Center for Entrepreneurship & E-Commerce	09/19/00	2,000,000	2,002,000	4,006,359	0	0	1,350,351	(137,701)	5,219,008
Douglas J. Von Allmen School of Accountancy Endowed Chair	09/19/00	2,000,000	2,005,500	3,921,051	0	0	1,305,212	(149,011)	5,077,251
Dr. and Mrs. C. Milton Coughenour Rural Sociology Professorship	05/17/00	100,000	100,000	204,049	0	0	67,923	(7,754)	264,217
Dr. Anthony N. DeMaria Cardiovascular Imaging Chair	05/09/05	500,000	506,500	1,081,152	0	0	359,906	(41,089)	1,399,970
Dr. Claire Louise Caudill Professorship in Family Medicine	09/24/96	741,880	742,100	1,616,167	0	0	543,901	(80,601)	2,079,466
Dr. Donald T. Frazier Professorship	01/17/03	50,000	50,000	105,334	0	0	35,774	(411)	140,698
Dr. E. Vernon Smith and Eloise C. Smith Professorship in Macular Degeneration	05/11/06	100,000	100,000	296,957	0	0	100,781	0	397,739
Dr. E. Vernon Smith and Eloise C. Smith Alzheimer's Research Endowed Chair Fund	05/11/06	2,000,000	6,823,877	9,262,022	0	465	3,083,203	(351,996)	11,993,693
Dr. E. Vernon Smith and Eloise C. Smith Macular Degeneration Endowed Chair Fund	05/11/06	2,245,133	2,260,000	4,841,848	0	0	1,639,235	(77,321)	6,403,762
Dr. E. Vernon Smith and Eloise C. Smith Professorship in American History	05/11/06	100,000	100,000	206,732	0	0	68,696	(5,896)	269,532
Dr. E. Vernon Smith and William E. Smith Endowed Faculty Fellowship in the College of Business and Economics	05/11/06	100,000	100,000	204,543	0	0	68,982	(7,906)	265,618
Dr. E. Vernon Smith, Bertice Henry Smith and Bertice Harold Smith Professorship in Nursing	05/11/06	100,000	100,000	209,551	0	0	69,754	(7,964)	271,342
Dr. Fred W. Zechman Professorship	01/17/03	50,000	50,000	101,918	0	0	33,924	(3,873)	131,969

**University of Kentucky
Endowment Match Program**
**Table 5: Components of Change in Endowment Market Value
During Fiscal Year 2020 - 2021**

Endowment Name	Date Estab.	Prior to 07/01/20			During Fiscal Year 2020 - 2021				
		State Funds Received	Gifts Received	Market Value as of 07/01/20	State Funds Received	Gifts Received and Transfers	Investment Earnings (Loss)	Earnings Distributed ¹	Market Value as of 06/30/21
Dr. Jamie Jacobs Medical Student Scholarship	06/12/02	50,000	50,000	106,007	0	0	35,989	0	141,996
Dr. Judith Ann Powell Pachtman Professorship or Chair in Obstetrics & Gynecology	01/19/01	50,000	51,000	199,666	0	0	67,762	0	267,428
Dr. Laurie L. Humphries Endowed Chair in Child Psychiatry	06/30/10	500,000	1,250,000	2,253,976	0	0	761,164	(80,323)	2,934,817
Dr. Louis L. Boyarsky Professorship	01/17/03	50,000	50,000	102,360	0	0	34,308	(7,483)	129,186
Dr. Richard R. & Dorothy Hillenmeyer Crutcher Scholarship Fund	02/01/01	200,000	200,000	451,060	0	0	152,489	(10,966)	592,583
Dr. Robert and Linda Granacher Scholarship	03/30/11	50,132	50,133	137,804	0	0	46,495	(4,732)	179,567
Dr. Robert D. Hayes Endowed Graduate Fellowship Fund	06/01/01	50,000	57,532	126,489	0	0	43,583	(4,823)	165,249
Dr. Robert D. Marciani Endowed Fund in Oral & Maxillofacial Surgery & Oral Health Research	12/04/09	59,989	184,791	361,326	0	5,600	124,890	(13,784)	478,031
Dr. Shih-Chun Wang Professorship in Physiology	10/27/00	50,000	51,077	117,942	0	0	40,200	(130)	158,013
Dr. Thomas L. Skinner Professorship in Physiology	06/21/00	50,000	53,000	122,346	0	0	41,457	(2,351)	161,453
Dr. William A. & Ann T. Withington Graduate Student Support Fund	10/30/00	68,510	72,063	230,750	0	250	78,443	0	309,443
Dr. William Jack Carey Professorship in Emergency Medicine	01/09/01	50,000	55,014	154,136	0	0	51,309	(5,933)	199,512
Dr. William R. Willard Professorship in Behavioral Science	02/26/06	41,205	59,822	151,305	0	0	51,358	0	202,664
Drs. Barbara and James Holsinger Professorship in Anatomy	03/15/01	115,000	115,000	263,470	0	0	89,448	0	352,918
DuMez Faculty Research Development Fund	12/30/07	50,000	56,000	117,958	0	0	39,265	(4,483)	152,740
E. Preston Hicks Professorship for Orthodontics & Oral Health Research	09/30/04	477,001	493,835	1,264,211	0	5,000	425,933	(24,223)	1,670,922
E.A. Ford, III Endowment for ALS Research	03/26/04	50,000	55,000	152,127	0	0	51,785	0	203,912
Earl F. & Jean M. Lockwood Professorship of International Commerce and Entrepreneurship	09/28/00	200,000	200,000	401,835	0	0	133,760	(15,271)	520,324
Earl Platt Slone Endowed Professorship in Pharmacy Practice and Science	09/12/02	142,014	156,373	450,977	0	2,189	155,707	(17,215)	591,657
Earle C. Clements Graduate Research Fellowship	03/14/07	125,000	125,500	262,174	0	0	89,014	0	351,188
Earth and Environmental Sciences Endowed Alumni Professorship	11/07/06	67,400	118,987	185,260	0	100	61,247	(8,992)	237,614

**University of Kentucky
Endowment Match Program**
**Table 5: Components of Change in Endowment Market Value
During Fiscal Year 2020 - 2021**

Endowment Name	Date Estab.	Prior to 07/01/20			During Fiscal Year 2020 - 2021				
		State Funds Received	Gifts Received	Market Value as of 07/01/20	State Funds Received	Gifts Received and Transfers	Investment Earnings (Loss)	Earnings Distributed ¹	Market Value as of 06/30/21
Edith D. Gardner Chair in Cancer Research	11/27/89	789,700	789,700	2,119,646	0	0	704,153	(259,222)	2,564,577
Elise White Boyd Graduate Fellowship	12/09/04	125,000	139,244	265,155	0	0	88,258	(10,076)	343,337
Eloise C. Smith and Dr. E. Vernon Smith Medical Scholarship Endowment	05/11/06	800,000	800,000	1,698,179	0	0	573,916	(44,354)	2,227,741
Emery A. Wilson, M.D. Dean's Chair	05/31/07	99,037	105,624	215,178	0	0	71,621	(8,177)	278,622
Endowed Chair in Neuroscience	12/31/01	500,066	500,066	1,114,743	0	0	371,232	(42,382)	1,443,593
Endowed Chair in Neurosurgery	05/19/99	500,000	500,289	1,071,957	0	0	356,826	(40,737)	1,388,045
Endowed Chair in Orthopaedic Surgery Research	06/23/04	500,000	524,900	1,030,019	0	0	342,871	(39,144)	1,333,745
Endowed Chair/Distinguished Scholar in Rural Health Policy	09/03/01	1,000,000	1,000,000	2,577,360	0	0	907,382	0	3,484,743
Endowed Professorship in Cardiology	04/19/00	50,000	149,755	223,215	0	0	74,328	(8,486)	289,057
Endowed Professorship in Forestry and Environmental Sciences	12/31/01	500,066	500,066	1,120,272	0	0	373,039	(42,588)	1,450,722
Endowed Professorship in Neuro-Urologic Research	02/29/04	336,216	336,216	679,015	0	0	226,026	(25,805)	879,237
Ernst & Young Professorship of Accountancy	08/12/87	153,065	282,385	555,324	0	0	188,505	0	743,829
Ethelyn O'Neal Endowed Fellowship Fund	05/15/06	900,000	1,003,343	2,168,284	0	0	734,105	(34,220)	2,868,169
Evalyn Anderson Edwards Professorship	10/29/04	250,000	250,000	522,949	0	0	174,075	(19,874)	677,151
Everett H. Metcalf, Jr. Professorship of Law	06/19/01	200,000	200,000	449,852	0	0	149,950	(17,119)	582,682
Floyd H. Wright Research Endowment	12/08/98	1,000,000	1,080,000	2,215,819	0	0	737,586	(84,208)	2,869,198
Frank J. Derbyshire Research Professorship Endowment	12/06/99	100,000	128,858	331,433	0	0	112,482	0	443,916
G. Dan and Virginia Martin Pediatric Research Fund	12/31/08	100,000	100,000	241,466	0	0	80,377	(9,176)	312,667
Gaines Center Lafayette Seminar Endowment	03/18/04	111,230	139,956	270,596	0	0	90,072	(10,283)	350,385
Gallion & Baker Professorship	08/16/00	100,000	100,350	226,905	0	0	75,509	(8,621)	293,793
Gartner Group Chair in Network Engineering	09/15/98	900,000	900,000	1,964,735	0	0	654,007	(74,666)	2,544,077

**University of Kentucky
Endowment Match Program
Table 5: Components of Change in Endowment Market Value
During Fiscal Year 2020 - 2021**

Endowment Name	Date Estab.	Prior to 07/01/20			During Fiscal Year 2020 - 2021				
		State Funds Received	Gifts Received	Market Value as of 07/01/20	State Funds Received	Gifts Received and Transfers	Investment Earnings (Loss)	Earnings Distributed ¹	Market Value as of 06/30/21
Gary B. Knapp Endowed Chair in Arts Administration	06/24/99	500,000	500,000	1,068,763	0	0	355,753	(40,615)	1,383,901
Gary B. Knapp Endowment in Support of Business Education and the Arts	06/24/99	1,000,000	1,000,000	2,289,685	0	0	713,296	0	3,002,981
George A. Digenis Professorship/Chair in Drug Design and Discovery in Pharmaceutical Sciences	03/12/02	68,650	85,250	184,666	0	0	63,627	(7,041)	241,252
George A. Young Endowment for Stroke Research	08/02/02	1,479,600	1,968,415	4,461,071	0	0	1,490,337	(462,932)	5,488,476
George and Betty Blanda Professorship in Education	01/25/00	100,000	100,000	205,978	0	0	69,840	(1,387)	274,432
George E. Mitchell, Jr. Graduate Fellowship Fund for Animal Sciences	02/17/99	120,000	131,433	269,980	0	0	89,869	(10,260)	349,589
George Schwert Professorship in Biochemistry	10/18/00	235,000	235,000	545,869	0	0	188,517	(20,861)	713,524
Georgia Davis Powers Endowment Fund ⁵	01/22/07	500,000	503,439	1,426,522	0	0	513,989	(18,766)	1,921,744
Gerald L. Nichols Fellowship Fund	12/22/98	125,000	125,000	254,028	0	0	84,559	(9,654)	328,933
Geraldine L. Cosby Scholarship	12/09/98	45,000	45,000	94,318	0	0	31,396	(3,584)	122,130
Gertrude F. Ribble Academic Fund	04/29/98	1,000,000	1,152,209	2,436,504	0	0	822,388	(39,967)	3,218,925
Gifford Blyton Professorship in Oral Communication and Forensics	06/04/02	197,926	201,226	448,657	0	0	149,346	(17,050)	580,952
Gill Foundation Chair in Preventive Cardiology ³	01/20/98	0	1,000,000	1,291,644	0	0	436,044	(39,373)	1,688,315
Gill Foundation Professorship in Interventional Cardiology ³	12/19/97	0	200,225	192,544	0	0	64,093	(7,317)	249,320
Gill Heart Institute Endowment ³	12/26/02	0	1,168,759	1,294,488	0	0	440,590	(4,000)	1,731,078
Gloria W. Singletary Chair in Women's Health	05/29/02	500,150	502,300	1,180,381	0	0	400,737	0	1,581,118
Good Samaritan Chair in Health Education, Research, Health Promotion and Preventive Services	03/02/00	500,000	500,000	1,108,973	0	0	382,101	(42,283)	1,448,791
Good Samaritan Professorship or Chair in Community Health Nursing	09/19/02	500,000	500,000	1,024,565	0	0	341,050	(38,936)	1,326,679
Gordon L. Hyde, M.D.Chair in Vascular Surgery	12/20/96	189,445	588,782	1,152,401	0	0	383,736	(43,810)	1,492,328
Graduate Studies and Research Endowed Fund	09/10/02	130,000	130,000	322,494	0	100	108,322	(7,168)	423,748
Gregory M. Jasko Cardiovascular Research Endowment in the Division of Cardiology	07/01/03	142,000	144,036	282,533	0	0	95,141	(13,562)	364,112

**University of Kentucky
Endowment Match Program**
**Table 5: Components of Change in Endowment Market Value
During Fiscal Year 2020 - 2021**

Endowment Name	Date Estab.	Prior to 07/01/20			During Fiscal Year 2020 - 2021				
		State Funds Received	Gifts Received	Market Value as of 07/01/20	State Funds Received	Gifts Received and Transfers	Investment Earnings (Loss)	Earnings Distributed ¹	Market Value as of 06/30/21
Guy M. Davenport Endowed Professorship in English	11/16/05	50,000	1,815,893	1,935,858	0	0	636,137	(115,409)	2,456,586
H. Bruce Price Professorship in Agricultural Economics	05/19/94	50,000	75,567	162,873	0	35	54,355	(6,205)	211,058
H. E. Katterjohn Professorship in Engineering	12/01/03	250,000	251,811	554,281	0	0	184,505	(21,064)	717,722
H. Lester Reynolds Professorship in Engineering	11/13/02	100,000	104,000	241,977	0	0	80,548	(9,196)	313,329
Hajja Razia Sharif Sheikh Islamic Studies Professor	02/14/11	100,000	100,000	236,723	0	0	76,510	(15,770)	297,464
Halcomb Endowed Fellowship in Medicine and Engineering	10/21/08	500,000	526,983	1,173,092	0	0	390,488	(44,581)	1,518,999
Hardin-Drnevich-Huang Professorship in Geotechnical Engineering	07/21/06	156,205	184,431	339,007	0	0	112,838	(12,882)	438,962
Harold R. Burton Endowed Professorship in Plant Biochemistry	05/01/00	618,750	618,750	1,339,538	0	0	445,896	(50,906)	1,734,528
Harper Industries, Inc. Graduate Fellowship Endowment Fund	10/14/99	200,000	200,000	455,516	0	0	151,682	(17,317)	589,881
Harry B. Kostenbauder Professorship in Pharmacy ³	04/24/02	200,000	36,075	287,389	0	0	95,641	(10,919)	372,111
Harry E. Wheeler Chair in Plant Mycology	09/28/00	500,000	500,000	981,741	0	0	326,795	(37,309)	1,271,227
Helen Edwards Abell Chair in Historic Preservation	03/15/00	500,937	502,712	1,044,746	0	0	347,768	(39,703)	1,352,811
Helen Thacker Graduate Fellowship in Educational and Counseling Psychology	06/14/00	100,000	100,000	215,412	0	0	74,221	(8,213)	281,420
Hellmann Family Fund in the Division of Infectious Diseases	02/07/02	50,000	50,000	125,464	0	0	42,580	0	168,044
Hellmann Family Scholarship Endowment Fund	04/11/08	50,000	50,000	121,591	0	0	41,243	(629)	162,206
Hildegard Rose Shapiro Endowed Equine Research Fund	03/20/09	500,000	567,137	1,313,599	0	0	437,256	(49,920)	1,700,935
Holbrook Law Library Endowment	05/24/01	150,000	228,974	479,114	0	0	165,622	(15,196)	629,540
Infectious Diseases Research Professorship in Internal Medicine	05/10/02	50,000	50,000	113,948	0	0	37,930	(4,330)	147,548
Institute of Rural Journalism & Community Issues Endowed Fund for Excellence	03/28/05	722,097	904,211	1,507,145	0	38,879	518,169	(25,000)	2,039,193
Isaac T. Stewart Fellowship Fund	12/15/05	50,000	50,000	103,410	0	0	34,929	(992)	137,346
J. C. Ferm Graduate Fellowship Fund	11/13/00	50,000	72,564	127,644	0	250	42,451	(7,500)	162,846

**University of Kentucky
Endowment Match Program**
**Table 5: Components of Change in Endowment Market Value
During Fiscal Year 2020 - 2021**

Endowment Name	Date Estab.	Prior to 07/01/20			During Fiscal Year 2020 - 2021				
		State Funds Received	Gifts Received	Market Value as of 07/01/20	State Funds Received	Gifts Received and Transfers	Investment Earnings (Loss)	Earnings Distributed ¹	Market Value as of 06/30/21
J. Gary Maynard, Jr. Professorship for Periodontology and Oral Health Research	11/10/05	300,259	313,158	862,545	0	0	300,002	(16,549)	1,145,998
J. J. B. Hilliard, W.L. Lyons, Inc. Chair for Innovation Management	06/22/99	500,000	500,000	1,028,587	0	0	342,389	(39,089)	1,331,887
Jack & Linda Gill College of Arts & Sciences Research Excellence Fund	06/18/01	500,000	500,000	933,337	0	0	313,006	(25,326)	1,221,016
Jack & Linda Gill Engineering Research Excellence Fund	06/18/01	500,000	500,000	903,171	0	0	300,644	(34,323)	1,169,492
Jack M. Gill Chair in Internal Medicine ³	01/20/98	1,000,000	0	1,038,801	0	0	345,789	(39,477)	1,345,113
Jacqueline A. Noonan - CMN Research Chair in Pediatrics ³	12/08/08	1,000,000	1,002,276	2,567,404	0	0	871,325	0	3,438,729
Jacqueline A. Noonan Professorship in Pediatrics ³	01/20/98	200,000	62,539	294,832	0	243,450	137,935	0	676,217
Jacqueline K. Resinger Fellowship in Medical Laboratory Science	02/27/04	50,000	97,743	158,634	0	0	52,787	(6,026)	205,395
Jacqueline Y. Miller Smith Visiting Professorship in Women's Health & Rheumatology	03/16/06	54,225	54,825	148,448	0	0	50,380	0	198,828
James & Mary Lassiter Endowed Chair	12/22/00	500,000	500,000	1,060,994	0	0	360,169	0	1,421,163
James & Mary Lassiter Endowed Fellowship	05/17/01	200,000	219,025	421,212	0	0	140,210	(16,007)	545,415
James & Mary Lassiter Endowed Professorship	05/17/01	100,000	100,000	202,205	0	0	67,309	(7,684)	261,830
James and Cora Sanders Nursery/Landscape Research Endowment	04/28/99	26,195	29,145	58,792	0	0	19,570	(2,234)	76,128
James and Diane Stuckert BS/MBA Program Endowment Fund	04/02/07	3,200,000	3,200,000	6,783,886	0	0	2,258,177	(257,808)	8,784,255
James and Diane Stuckert BS/MBA Program Endowment Fund	04/02/07	1,800,000	1,800,000	3,730,442	0	0	1,241,769	(141,768)	4,830,442
James and Diane Stuckert Professorship in Service Learning	08/23/05	250,000	250,000	552,296	0	0	187,479	0	739,775
James Arvle Thacker Fund	06/30/04	50,000	50,000	186,035	0	0	65,341	0	251,376
James E. & Christine D. Luckett Endowed Fellowship Fund	08/23/05	400,000	400,078	820,226	0	0	273,031	(31,171)	1,062,086
James F. Glenn, M.D. Endowed Chair in Urology	10/25/00	600,000	601,000	1,291,053	0	0	429,757	(49,064)	1,671,746
James F. Hardymon Chair in Manufacturing Systems	02/19/99	500,000	500,000	1,012,397	0	0	337,000	(38,474)	1,310,923
James F. Hardymon Chair in Urologic Research	04/06/00	1,000,000	1,000,000	1,939,928	0	0	645,749	(73,723)	2,511,954

**University of Kentucky
Endowment Match Program**
**Table 5: Components of Change in Endowment Market Value
During Fiscal Year 2020 - 2021**

Endowment Name	Date Estab.	Prior to 07/01/20			During Fiscal Year 2020 - 2021				
		State Funds Received	Gifts Received	Market Value as of 07/01/20	State Funds Received	Gifts Received and Transfers	Investment Earnings (Loss)	Earnings Distributed ¹	Market Value as of 06/30/21
James F. Hardymon Chairs in Networking	02/19/99	500,000	505,293	1,018,011	0	0	338,869	(38,687)	1,318,192
James F. Hardymon Graduate Fellowship Program	02/19/99	500,000	500,000	1,012,397	0	0	337,000	(38,474)	1,310,923
James L. & Suzanne H. Elliott Professorship in Pediatrics	12/09/04	47,937	47,937	134,683	0	0	45,783	(38)	180,428
James R. Boyd Professorship in Electrical Engineering	01/28/98	100,000	143,168	271,287	0	0	90,333	(10,313)	351,307
James Stephen Brown Graduate Appalachian Studies Fund	02/20/99	50,330	51,200	107,819	0	0	36,510	(2,250)	142,078
James W. Holsinger, Jr. M.D. Professorship in Neurosciences	11/26/03	50,000	50,000	114,015	0	0	37,544	(11,561)	139,998
Jana Oliver Memorial Fellowship Fund	12/28/00	100,000	100,000	201,875	0	0	67,197	(7,672)	261,401
Janet Galloway Carter Chair in Rehabilitation Medicine	05/10/00	272,714	874,451	1,449,004	0	0	483,900	(55,245)	1,877,659
Janet H. Koller Endowment for Equine Research and Development	01/25/05	1,684,279	1,684,968	3,185,043	0	0	1,060,081	(121,026)	4,124,098
Janet H. Koller Equine Bioinformatics Research Endowment	09/30/05	2,000,000	2,000,113	3,892,060	0	0	1,295,569	(147,910)	5,039,718
Janet H. Koller Equine Infectious Diseases Research Endowment	08/31/05	2,000,000	2,000,000	3,892,072	0	0	1,295,573	(147,911)	5,039,734
Janet H. Koller Priority Response Research Endowment	01/25/05	1,000,000	1,000,000	1,967,692	0	0	654,990	(74,778)	2,547,904
Jason Alexander Gill Professorship in Cardiothoracic Surgery ³	12/19/97	0	200,000	234,257	0	0	79,530	0	313,787
Jefferson Morris Gill, Ph.D. Professorship in Cardiology ³	12/19/97	0	200,000	222,436	0	0	74,043	(8,453)	288,026
Jeffry N. and Jennifer S. Quinn Graduate Fellowship in Engineering	04/05/07	50,000	50,089	104,878	0	0	34,911	(3,986)	135,803
Jennifer Gill Roberts Professorship in Pediatric Cardiology ³	12/19/97	0	200,000	228,304	0	0	77,509	0	305,813
Jennifer S. Quinn M.D. and Jeffry N. Quinn Professorship in Pediatric Oncology Endowment	03/03/07	50,000	50,000	153,928	0	0	52,240	0	206,167
Jes & Clementine Schlaikjer Professorship - I ²	06/11/02	0	256,515	335,161	0	0	111,520	(12,732)	433,949
Jes & Clementine Schlaikjer Professorship - II ²	06/11/02	0	253,538	338,884	0	0	115,010	0	453,894
Jes E. and Clementine Mills Schlaikjer Chair in Equine Infectious Diseases ²	12/09/98	0	3,467,208	4,471,551	0	0	1,485,557	(219,937)	5,737,171
Joanne I. Bell Endowment in Critical Thinking and Social Policy Analysis	02/07/03	50,000	84,600	173,688	0	0	58,958	0	232,646

**University of Kentucky
Endowment Match Program**
**Table 5: Components of Change in Endowment Market Value
During Fiscal Year 2020 - 2021**

Endowment Name	Date Estab.	Prior to 07/01/20			During Fiscal Year 2020 - 2021				
		State Funds Received	Gifts Received	Market Value as of 07/01/20	State Funds Received	Gifts Received and Transfers	Investment Earnings (Loss)	Earnings Distributed ¹	Market Value as of 06/30/21
Joe A. & Cecil Dulin Wallace Fund	09/07/00	375,000	410,000	886,984	0	0	305,617	(33,819)	1,158,782
John A. Morris Library Endowed Research and Mission Support Fund ²	12/09/98	1,000,000	0	1,078,851	0	0	359,244	(41,014)	1,397,081
John B. and Jane B. Stephenson Endowed Graduate Fellowship	05/14/99	25,000	25,319	96,544	0	0	32,779	0	129,323
John C. Hubbard Endowment	11/22/05	122,010	122,010	247,319	0	0	79,882	(24,235)	302,967
John Edwin Partington and Gwendolyn Gray Partington Scholarship Fund	08/31/98	268,000	294,588	607,494	0	0	205,822	(8,129)	805,186
John H. Heick Professorship in Soil Science	01/22/01	100,000	100,000	204,708	0	0	68,142	(7,780)	265,070
John I. and Patricia J. Buster Endowment Fund in the College of Human Environmental Sciences	04/07/99	956,358	1,233,640	2,356,397	0	27,500	791,915	(90,125)	3,085,687
John L. and Ruth J. Southam Animal Biopathology Research Endowment	05/27/05	384,267	420,475	866,153	0	0	288,310	(32,915)	1,121,547
John L. Clarke, Jr. & Fred K. Knapp Entomology Graduate Student Research Fund	12/31/05	50,420	51,420	123,658	0	0	41,162	(4,699)	160,121
John Mink Chair for Pediatric Dentistry and Oral Health Research	11/25/98	509,559	528,059	1,638,311	0	0	550,580	(31,331)	2,157,560
John R. Gaines Endowed Chair in the Humanities	03/30/05	563,990	677,380	1,223,098	0	0	407,114	(46,479)	1,583,733
John R. Van Nagell, M.D. Chair in Gynecologic Oncology	12/12/00	392,000	592,000	1,199,501	0	0	396,017	(45,212)	1,550,306
John Russell Groves-Kentucky Housing Corporation Research Fund in Affordable Housing Design	06/11/02	300,000	300,000	653,095	0	0	217,398	(24,819)	845,673
John S. & Elizabeth A. Knight Chair Endowment Supplement ²	12/09/98	1,716,000	249,657	2,294,199	0	0	763,671	(87,186)	2,970,685
John W. Greene, Jr., M.D. Professorship in Obstetrics & Gynecology	05/01/01	425,000	558,408	1,127,084	0	0	375,163	(43,088)	1,459,158
Jorgi Nicholau Boom Ovarian Cancer Research Endowment	03/20/07	50,000	114,100	261,480	0	0	88,741	0	350,221
Joseph Hamburg Professorship in Rehabilitation Sciences ³	01/20/98	200,000	0	208,057	0	0	69,257	(7,907)	269,406
Joy Bale & George Street Boone Symposium in the Humanities	01/12/06	240,035	306,747	550,402	0	0	183,743	(20,977)	713,167
Judy and Byron Young Neuroscience Institute Endowed Professorship	07/20/06	100,000	100,000	274,500	0	0	93,159	0	367,660
Karri Casner Environmental Sciences Fellowship	01/17/05	100,000	100,000	201,914	0	0	67,212	(7,673)	261,452
Kate Spade & Company Foundation Endowed Professorship	12/31/04	125,000	125,000	308,610	0	0	102,719	(11,727)	399,602

**University of Kentucky
Endowment Match Program**
**Table 5: Components of Change in Endowment Market Value
During Fiscal Year 2020 - 2021**

Endowment Name	Date Estab.	Prior to 07/01/20			During Fiscal Year 2020 - 2021				
		State Funds Received	Gifts Received	Market Value as of 07/01/20	State Funds Received	Gifts Received and Transfers	Investment Earnings (Loss)	Earnings Distributed ¹	Market Value as of 06/30/21
Kathryn Louise Chellgren Endowed Professorship for Research in Family Studies	02/05/01	60,000	60,000	127,937	0	0	42,587	(4,862)	165,662
Kay Seeley Hoffman Research Endowment	02/29/08	99,652	106,652	267,932	0	0	89,208	(10,185)	346,956
Kaye Matthews Stone Fund for Research in Pancreatic Cancer and Other Gastrointestinal Cancers	02/08/02	50,000	107,817	165,178	0	1,050	56,382	0	222,610
Keeneland Concours d 'elegance Endowment for Newborn Research to Benefit Kentucky Children's Hospital	06/01/06	200,000	200,110	511,053	0	0	173,143	(4,999)	679,197
Keith and Phyllis MacAdam Library Endowed Fund for American Music	12/06/00	75,000	75,100	194,993	0	0	67,405	(6,185)	256,214
Kenneth H. and Susan W. Beard Graduate Fellowship Fund	10/01/01	250,000	250,310	529,233	0	0	176,168	(20,112)	685,289
Kenneth N. and Carol L. Robertson Endowment Fund	11/01/04	100,000	211,023	314,306	0	5,000	105,370	(12,011)	412,666
Kentuckiana Masonry Institute Endowed Professorship	04/06/99	100,000	105,144	220,553	0	0	73,416	(8,382)	285,587
Kentucky Economic Development Endowment for Science & Technology	05/01/01	394,643	395,962	1,033,847	0	0	357,379	(32,790)	1,358,436
Kentucky Hospital Association Professorship and Research Fund	08/10/05	500,000	500,000	1,363,292	0	0	453,609	(51,787)	1,765,114
Kentucky Medical Services Foundation Chair in Pharmacy	12/12/12	500,000	500,000	1,710,534	0	0	569,386	(65,005)	2,214,915
Kentucky Pharmacists Association Professor of Leadership Endowed Fund	04/04/05	50,000	52,500	152,415	0	0	50,722	(5,791)	197,346
Kentucky Utilities Professorship in Electrical & Computer Engineering	06/11/02	50,000	50,000	122,858	0	0	40,896	(4,669)	159,086
Kevin Heidrich/Team 7 Endowment for ALS Patient Services Research	03/31/03	500,345	513,007	1,032,862	0	0	344,401	(39,319)	1,337,944
KiYoung Lee Graduate Fellowship	08/23/05	36,000	36,000	70,439	0	0	23,443	(2,676)	91,206
KPMG Professorship Endowment	05/10/05	50,000	182,650	331,108	0	0	112,395	0	443,503
Laramie L. Leatherman Professorship of Law II	04/01/99	100,000	100,000	199,501	0	0	66,409	(7,582)	258,328
Lauranne Laise Howell Graduate Fellowship in Economic Education	05/17/02	125,000	125,101	286,595	0	0	96,840	(8,000)	375,435
Lawson Endowment Fund - Professorship in Civil Engineering	11/04/02	250,000	250,000	593,840	0	0	197,673	(22,568)	768,946
Lawson Endowment Fund for Asphalt Research	11/04/02	650,001	650,001	1,510,125	0	0	502,680	(57,389)	1,955,416
Lee Todd, Jr. and Patricia B. Todd Orchestra Research Endowment	06/17/09	600,000	1,085,002	1,976,534	0	0	658,685	(75,200)	2,560,019

**University of Kentucky
Endowment Match Program**
**Table 5: Components of Change in Endowment Market Value
During Fiscal Year 2020 - 2021**

Endowment Name	Date Estab.	Prior to 07/01/20			During Fiscal Year 2020 - 2021				
		State Funds Received	Gifts Received	Market Value as of 07/01/20	State Funds Received	Gifts Received and Transfers	Investment Earnings (Loss)	Earnings Distributed ¹	Market Value as of 06/30/21
Leo P. Branstetter Alzheimer's Disease Research Fund	11/17/05	248,751	248,751	634,218	0	0	215,233	(589)	848,863
Leslie L. Martin Endowed Fellowship Fund	05/29/01	50,000	51,863	119,554	0	0	39,796	(4,543)	154,807
Leslie L. Martin Endowed Research Fellowship	08/31/05	50,000	50,000	104,300	0	0	34,719	(3,964)	135,055
Lewis Cockran Graduate Fellowship Fund	08/28/98	52,000	76,817	185,469	0	0	62,945	0	248,414
Lexington Herald-Leader Fellowship Endowment	02/17/00	100,000	100,000	213,023	0	0	70,909	(8,096)	275,837
Lexington Opera Society Chair in Opera Studies	12/15/04	750,000	755,845	1,650,653	0	0	568,737	(62,936)	2,156,454
Lexington Opera Society Community Endowment for Vocal Studies	05/11/04	50,000	50,000	107,121	0	0	35,654	(4,071)	138,704
Lexmark Graduate Fellowship Endowment	07/09/02	100,000	103,954	225,627	0	0	75,105	(8,574)	292,157
Library & Information Science Endowed Graduate Fellowship Fund	02/25/99	30,724	32,547	69,933	0	0	23,287	(2,659)	90,561
Linda C. Gill Chair in Nursing ³	01/20/98	1,000,000	500	1,014,870	0	0	337,823	(38,568)	1,314,125
Lion Apparel, Inc. Fellowship Endowment	09/26/00	50,000	50,000	105,840	0	0	35,231	(4,022)	137,049
Log-A-Load for Kids of Kentucky Fund	06/28/01	125,000	126,100	331,735	0	0	112,577	0	444,312
Log-a-Load for Kids of Kentucky Fund No. 2	05/15/06	125,000	125,000	392,920	0	0	133,349	0	526,269
Louise Harrison Shouse Endowed Graduate Fellowship Fund in Accountancy	12/12/05	175,000	175,000	360,438	0	0	124,191	(13,743)	470,887
Louise Harrison Shouse Endowed Research Fund in Opera Studies	12/12/05	75,000	75,000	155,083	0	0	53,431	(5,913)	202,602
Lucille Caudill Little Endowed Research Fund in Opera Studies	08/28/00	1,200,000	1,279,639	2,593,699	0	0	863,294	(98,559)	3,358,434
Lucille Caudill Little Fine Arts Library & Learning Center Endowment Fund	05/01/01	1,500,000	1,509,885	3,868,550	0	175	1,337,313	(122,700)	5,083,338
Lucille Caudill Little Performing Arts in Healthcare Program Fund	08/01/08	1,000,000	1,005,250	2,425,928	0	0	807,491	(92,188)	3,141,231
Lucille Caudill Little Professorship/Chair in Music Therapy	10/29/10	300,000	300,100	666,263	0	30	221,773	(25,319)	862,747
Lucille Caudill Little Research Endowment for Theatre	10/06/00	500,000	502,717	1,103,864	0	0	367,416	(41,946)	1,429,333
MacAdam-Abrahams Observatory Fund	08/14/06	500,000	536,875	1,204,104	0	0	404,772	(23,684)	1,585,192

**University of Kentucky
Endowment Match Program
Table 5: Components of Change in Endowment Market Value
During Fiscal Year 2020 - 2021**

Endowment Name	Date Estab.	Prior to 07/01/20			During Fiscal Year 2020 - 2021				
		State Funds Received	Gifts Received	Market Value as of 07/01/20	State Funds Received	Gifts Received and Transfers	Investment Earnings (Loss)	Earnings Distributed ¹	Market Value as of 06/30/21
Madeline F. James and Edith D. Gardner Chair in Cancer Research	10/10/02	492,086	492,143	1,137,678	0	0	379,931	(43,375)	1,474,234
Major Endowed Research Fund in Veterinary Science ²	12/09/98	1,825,881	10,000	1,986,624	0	0	661,521	(75,523)	2,572,622
Marcia A. Dake Professorship in Nursing ³	01/20/98	250,000	68,400	396,960	0	0	132,138	(15,086)	514,012
Margaret Dorrance Strawbridge Foundation Translational Cancer Research Endowment	07/21/06	2,000,000	2,000,000	4,028,445	0	0	1,341,332	(153,135)	5,216,642
Margaret Logan Colvin Chair in Lung Disease Research	05/02/98	663,900	669,152	1,460,630	0	0	495,882	0	1,956,512
Marie Rich Professorship in Arts and Sciences	12/22/06	50,000	54,000	107,166	0	0	35,744	(5,029)	137,881
Marion E. McKenna Professorship in Nursing Leadership	02/10/05	55,163	60,776	133,557	0	1,100	44,746	(5,097)	174,305
Mark and Ruth Luckens Graduate Fellowships in Toxicology	04/01/02	50,000	50,000	144,417	0	0	49,012	0	193,429
Mark Lee Gross M.D. Memorial Residency Fellowship in Ophthalmology	04/19/04	53,165	75,126	155,651	0	0	51,812	(5,915)	201,548
Markey Cancer Center Chair in Clinical Research	07/25/00	1,000,000	1,000,000	2,135,173	0	0	710,736	(81,142)	2,764,767
Markey Cancer Foundation Endowed Chair in Radiation Medicine	03/01/04	1,000,000	1,000,000	2,619,697	0	0	889,077	0	3,508,774
Martha Davis Fellowship Fund	05/08/06	200,000	200,625	431,094	0	0	144,411	(16,000)	559,505
Martin-Thacker Scholarships	07/31/98	100,397	100,398	255,964	0	0	86,887	0	342,851
Mary Byron Scholars Program	12/31/04	50,000	50,000	150,887	0	0	51,180	(181)	201,886
Mary Florence Jones Professorship in Neonatology	01/01/00	100,000	100,000	214,843	0	0	71,540	(8,167)	278,215
Mary Rebecca Johnson Whidby Endowed Professorship Fund	05/15/02	51,000	53,566	160,347	0	0	55,248	(6,114)	209,482
Max Steckler Fellowship Fund	11/19/04	1,749,284	1,753,166	3,819,215	0	0	1,271,314	(145,141)	4,945,387
McDowell Cancer Foundation Chair in the Lucille P. Markey Cancer Center	07/25/00	1,000,000	1,030,100	2,575,539	0	0	874,264	0	3,449,802
MCI WorldCom Graduate Fellowship	06/21/00	100,000	100,000	194,478	0	0	64,736	(7,391)	251,824
Medical Alumni Association Scholarship Endowment Fund	06/12/02	676,832	874,265	1,730,788	0	6,181	584,403	(75,000)	2,246,372
Merck Co., Inc. Pulmonary Medicine Professorship	02/08/99	100,000	100,000	207,731	0	0	69,148	(7,894)	268,985

**University of Kentucky
Endowment Match Program**
**Table 5: Components of Change in Endowment Market Value
During Fiscal Year 2020 - 2021**

Endowment Name	Date Estab.	Prior to 07/01/20			During Fiscal Year 2020 - 2021				
		State Funds Received	Gifts Received	Market Value as of 07/01/20	State Funds Received	Gifts Received and Transfers	Investment Earnings (Loss)	Earnings Distributed ¹	Market Value as of 06/30/21
Michael A. Davis Thoracic Oncology Research Professorship	10/18/11	100,000	100,000	302,759	0	0	102,751	0	405,510
Michael D. Rankin, M.D. Community Scholarship Endowment	09/10/08	450,000	462,770	1,194,606	0	2,142	415,860	(80,000)	1,532,609
Mining Engineering Foundation Graduate Fellowship Fund	05/26/99	1,000,000	1,015,255	2,080,529	0	0	692,551	(79,066)	2,694,015
Mitzi Strode Ovarian Cancer Research Endowment Fund	04/27/05	50,865	51,929	115,983	0	0	39,382	0	155,365
Myrle E. and Verle D. Nietzel Visiting Distinguished Faculty Endowment	11/22/04	50,000	62,994	128,601	0	0	42,806	(4,887)	166,520
Nadine James Alzheimer's Disease Research Fund	05/04/99	150,000	150,000	369,419	0	0	125,916	0	495,336
Neurology Research Chair	12/10/04	500,000	500,000	1,476,325	0	0	499,608	(24,194)	1,951,739
Neurology Research Professorship No.1	03/29/05	50,000	64,603	148,871	0	0	50,535	0	199,406
Neurology Research Professorship No.2	03/29/05	50,000	50,000	154,411	0	0	52,403	0	206,814
Newman Foundation Research Fund in Catholic Studies	09/06/06	500,000	506,425	1,542,634	0	0	523,521	(338)	2,065,817
Non-Tenured Faculty Research Enrichment Fund	01/28/99	150,000	150,000	428,301	0	0	128,648	(125,401)	431,548
Northern Kentucky UK Alumni Club Fellowship Fund	11/15/01	50,000	60,000	127,223	0	0	42,349	(4,835)	164,738
Otolaryngology Research Professorship Endowment	04/20/07	100,000	110,020	326,743	0	0	110,502	(6,500)	430,745
Palmer Engineering Civil Engineering Laboratory Endowment	11/04/02	50,000	50,000	116,129	0	0	38,656	(4,413)	150,372
Patient Quality, Safety and Rights Research Endowment	07/27/05	507,349	513,026	1,069,567	0	0	363,064	0	1,432,631
Patrick F. Hagihara, MD Professorship/Chair in General Surgery	05/01/90	252,500	330,653	676,965	0	0	225,994	(25,801)	877,158
Patrick P. DeLuca Pharmaceutical Technology Professorship in the College of Pharmacy	11/28/00	129,400	315,265	651,000	0	0	216,354	(24,700)	842,654
Patterson School of Diplomacy Fund for Excellence Graduate Intern Research Fellowship	01/26/99	74,300	108,176	236,765	0	5,238	79,902	(9,099)	312,805
Paul A. Kearney, M.D., Endowed Chair in Trauma Surgery	10/28/08	1,000,000	1,000,000	2,293,604	0	0	763,472	(87,163)	2,969,913
Paul A. Thornton Distinguished Professorship and Fellowship	08/28/00	350,000	607,250	962,328	0	0	320,258	(36,563)	1,246,024
Paul Ashton Ophthalmology Research Fund	12/22/08	75,894	75,895	266,833	0	0	90,557	0	357,390

**University of Kentucky
Endowment Match Program**
**Table 5: Components of Change in Endowment Market Value
During Fiscal Year 2020 - 2021**

Endowment Name	Date Estab.	Prior to 07/01/20			During Fiscal Year 2020 - 2021				
		State Funds Received	Gifts Received	Market Value as of 07/01/20	State Funds Received	Gifts Received and Transfers	Investment Earnings (Loss)	Earnings Distributed ¹	Market Value as of 06/30/21
Paul C. VanBooven Fellowship Endowment Fund	06/30/04	341,686	406,966	764,729	0	6,765	256,113	(29,216)	998,392
Paul E. Miller and Judith Sebastian Miller Fellowship Endowment Fund	04/29/05	114,837	114,837	235,272	0	0	78,318	(8,941)	304,649
Paul G. Blazer, Jr. Professorship in Stroke Research	08/24/98	250,000	273,532	646,564	0	0	219,504	0	866,069
Paul Mellon Endowed Graduate Student Support2	04/04/00	0	1,750,000	1,988,831	0	0	662,263	(75,608)	2,575,486
Paul Mellon Equine Research Endowment2	04/04/00	0	1,029,175	1,084,013	0	0	360,967	(41,210)	1,403,770
Paul Mellon Post Doctoral Fellowship2	03/27/01	2,392,537	2,436	2,770,440	0	0	922,523	(105,321)	3,587,642
Paul Parker Endowment Fund for Residency Training and Research	12/27/01	54,820	103,934	215,253	0	0	71,626	(8,177)	278,702
Pediatric Exercise Physiology Laboratory Endowed Research Fund	05/13/05	225,000	238,580	546,341	0	0	184,104	(10,000)	720,445
Peter Pearlman Fellowship	11/10/00	50,000	81,843	132,252	0	0	44,023	(5,026)	171,250
Pharmaceutical Science Professorship and Research Endowment	12/21/06	50,000	50,000	108,115	0	0	35,971	(4,107)	139,980
Pharmacy Practice and Science Endowed Fund for Excellence	01/23/03	131,400	131,400	467,935	0	0	164,354	0	632,289
Physical Therapy Richard McDougall Alumni Professorship	01/22/07	67,133	67,633	142,541	0	0	47,420	(5,414)	184,548
Pin Oak Stud Endowed Research Fund2	04/06/99	500,000	500,000	1,094,954	0	0	364,608	(41,626)	1,417,936
PJC Board of Trustees Engineering Professorship	10/23/00	50,000	50,000	104,507	0	0	34,788	(3,972)	135,324
President A.P.J. Abdul Kalam India Studies Endowment Fund	03/20/08	1,000,000	1,032,689	2,392,249	0	0	796,295	(90,910)	3,097,633
PricewaterhouseCoopers LLP Professorship in Accounting	06/29/00	150,000	555,415	751,451	0	0	254,146	(15,903)	989,694
Professorship for the Study of Complementary Healthcare	03/07/07	50,000	50,000	104,854	0	0	34,903	(3,985)	135,772
Professorship in Pediatric Otolaryngology Surgery	06/28/04	100,000	271,500	616,238	0	20,000	210,023	0	846,262
Professorship or Chair in Obstetrics and Gynecology	05/18/01	250,000	250,000	545,172	0	0	181,481	(20,719)	705,934
Professorship or Chair of Urologic Surgical Research	10/23/84	1,000,000	1,000,000	2,059,147	0	0	699,014	0	2,758,161
Psychiatry Endowed Professorship for the Addictions Fund	03/25/03	100,000	101,200	326,862	0	0	110,930	0	437,792

**University of Kentucky
Endowment Match Program**
**Table 5: Components of Change in Endowment Market Value
During Fiscal Year 2020 - 2021**

Endowment Name	Date Estab.	Prior to 07/01/20			During Fiscal Year 2020 - 2021				
		State Funds Received	Gifts Received	Market Value as of 07/01/20	State Funds Received	Gifts Received and Transfers	Investment Earnings (Loss)	Earnings Distributed ¹	Market Value as of 06/30/21
R. C. Durr Civil Engineering Fellowship Fund	11/21/97	300,000	300,000	664,432	0	0	221,249	(25,259)	860,422
R.C. Durr Chair in Alzheimer's Disease Research	07/10/03	500,000	500,000	1,241,284	0	0	421,137	(15,666)	1,646,755
Ralph E. & Norma L. Edwards Research Professorship	01/14/02	100,493	100,494	252,071	0	0	78,734	(37,060)	293,745
Randall G. Rowland, MD Endowment for Urologic Research	03/23/00	1,169,790	1,182,464	2,483,743	0	0	843,223	0	3,326,966
Rast-Holbrook Research and Seminar Fund	12/26/01	55,455	82,263	152,459	0	200	51,811	0	204,470
Raymond Civil Engineering Endowment Fund	09/08/98	2,000,000	2,000,000	4,353,288	0	0	1,449,098	(165,438)	5,636,948
Real Estate Professorship Endowment	01/20/98	166,300	169,233	719,549	0	0	242,176	(35,367)	926,358
Rebecca Cunningham Van Meter Endowment Fund	12/07/01	50,000	50,000	104,902	0	0	34,919	(3,987)	135,835
Reese S. Terry Professorship in Electrical Engineering	08/25/00	100,000	100,048	204,603	0	0	68,107	(7,775)	264,934
Regina Drury/Children's Miracle Network Chair in Pediatric Research	10/06/04	600,000	600,000	1,687,023	0	0	569,198	(67,776)	2,188,445
Research Fund for the Prevention of Alcohol and Drug Abuse	04/02/01	50,000	50,000	138,578	0	0	47,031	0	185,610
Rey M. Longyear Memorial Fund in Musicology	12/17/96	166,114	329,514	534,802	0	0	178,066	(20,329)	692,538
Richard C. Hayden, III, M.D. Chair in Otolaryngology	04/24/07	150,000	921,684	1,456,206	0	20,000	486,950	(55,459)	1,907,697
Richard G. Elliott, M.D. Professorship in Pediatrics	08/14/08	393,950	429,441	1,069,706	0	0	355,966	(42,598)	1,383,074
Richard K. Brautigam Professorship in Juvenile, Criminal and Social Justice	10/19/01	50,000	56,462	121,765	0	0	42,780	0	164,544
Richard W. Schwartz Commonwealth Professorship in Physician Leadership	01/19/01	250,000	250,000	634,951	0	0	215,491	0	850,441
Robert and Jeanne Nyere Professorship in Epilepsy Research	11/25/05	125,000	148,066	365,287	0	0	123,990	0	489,277
Robert E. Harding Jr. Professorship Fund	10/23/84	50,000	51,650	101,307	0	0	33,722	(3,850)	131,180
Robert E. McNiel Endowed Research Fund	03/05/02	50,000	51,554	110,835	0	0	36,894	(4,212)	143,517
Robert G. Lawson & William H. Fortune Professorships Endowment	12/31/02	85,680	97,930	199,643	0	100	66,471	(7,588)	258,626
Robert G. Lawson Professorship	12/29/98	57,000	118,075	182,240	0	1,950	61,009	(6,953)	238,246

**University of Kentucky
Endowment Match Program**
**Table 5: Components of Change in Endowment Market Value
During Fiscal Year 2020 - 2021**

Endowment Name	Date Estab.	Prior to 07/01/20			During Fiscal Year 2020 - 2021				
		State Funds Received	Gifts Received	Market Value as of 07/01/20	State Funds Received	Gifts Received and Transfers	Investment Earnings (Loss)	Earnings Distributed ¹	Market Value as of 06/30/21
Robert G. Luke, M.D. Research Chair of Nephrology	04/26/99	500,000	500,000	1,094,574	0	0	364,481	(41,611)	1,417,444
Robert H. & Anna B. Culton Professorship	12/18/02	50,000	50,400	159,587	0	0	54,168	0	213,754
Robert L. Bergen Professorship in Ophthalmology	10/23/84	200,000	200,000	441,177	0	0	146,856	(16,766)	571,268
Robert L. Johnson Scholarship Fund	05/19/00	250,000	314,666	585,521	0	1,500	198,047	(16,500)	768,568
Robert L. Lester Professorship in Biochemistry	10/18/00	52,000	72,000	142,502	0	0	50,069	0	192,571
Robert Lynn Leininger Endowed Professorship in Furniture Design	03/01/07	50,000	50,050	104,018	0	0	34,623	(3,953)	134,689
Robert M. Odear, '28, '30, Faculty Research Fund in Latin America	03/09/01	16,650	16,650	57,960	0	0	19,673	(500)	77,133
Robert P. & Mildred A. Moores Alzheimer's Disease Research	01/23/01	350,000	380,698	786,810	0	0	261,999	(29,911)	1,018,897
Robert Straus Professorship in Behavioral Science	04/19/00	50,000	51,150	135,766	0	0	45,193	(5,160)	175,800
Robert T. & Nyle Y. McCowan Chair in Alzheimer's Research	01/16/04	848,849	848,849	1,964,911	0	0	664,732	(45,935)	2,583,707
Rockcastle Hospital and Respiratory Care Center Fellowship	06/13/06	50,000	50,000	106,273	0	0	35,375	(4,039)	137,610
Ronald Allen Forester & Nancy Smoot Forester Endowed Professorship Fund	12/05/00	50,000	50,500	112,582	0	1,800	38,695	0	153,077
Ronald L. Akers Professorship in Criminology & Deviance Fund	06/07/00	100,000	100,000	232,756	0	0	79,059	0	311,814
Rose Carol Shumate Professorship in Cancer Research	12/24/06	42,500	42,500	122,172	0	0	41,427	0	163,599
Rosenthal Business & Economics Library Endowment	05/24/01	1,500,000	1,500,000	3,916,864	0	0	1,354,020	(124,234)	5,146,649
Royster Research Professorship	06/03/01	50,000	164,600	269,328	0	0	84,116	(39,470)	313,973
RPW Law Library Endowed Account	05/24/01	50,000	51,327	128,106	0	0	44,284	(4,063)	168,327
S. Lawrence and Elizabeth Ritchey Yost Lea Professorship in Plant and Soil Science	04/17/09	180,000	180,000	448,026	0	0	149,134	(17,026)	580,134
Saha Cardiovascular Research Center Fund	01/15/10	500,000	1,001,335	1,735,083	0	0	588,660	(9,881)	2,313,862
Sally and David B. Stevens, M.D. Scholarship	06/22/04	50,000	883,954	941,718	0	0	316,991	(41,797)	1,216,913
Sanders Brown Center on Aging Foundation Research Fund	02/01/07	52,500	103,025	256,392	0	17,023	89,315	0	362,730

**University of Kentucky
Endowment Match Program
Table 5: Components of Change in Endowment Market Value
During Fiscal Year 2020 - 2021**

Endowment Name	Date Estab.	Prior to 07/01/20			During Fiscal Year 2020 - 2021				
		State Funds Received	Gifts Received	Market Value as of 07/01/20	State Funds Received	Gifts Received and Transfers	Investment Earnings (Loss)	Earnings Distributed ¹	Market Value as of 06/30/21
Sanders-Brown Center on Aging Foundation Research Development Fund	08/30/00	1,000,000	1,177,049	2,959,133	0	0	1,028,088	(191,236)	3,795,985
Saylay/Garbulinska Fund for Rheumatology Fellows Res & Ed	10/30/08	200,000	200,000	668,148	0	0	226,756	0	894,904
Schutte Chair in Pharmaceutical Policy	12/18/06	1,000,000	1,341,624	2,837,212	0	0	962,868	0	3,800,080
Scott D. Breckenridge Professorship in Intelligence Education	05/10/04	102,415	106,000	237,783	0	525	82,012	(9,073)	311,247
Secat-J.G. Morris Aluminum Professorship	04/11/02	50,000	52,260	124,676	0	0	42,958	(4,754)	162,880
Spears Chair in Pharmaco Genetics	05/10/11	200,000	461,776	963,992	0	0	320,755	(36,619)	1,248,128
Spinal Cord & Brain Injury Chair No. 2	04/09/00	500,000	500,000	1,270,428	0	0	425,572	(95,858)	1,600,142
Spinal Cord & Head Injury Chair No. 1	04/09/00	500,000	500,000	1,086,593	0	0	361,388	(47,629)	1,400,352
Spinal Cord and Brain Injury Chair No. 3	04/09/00	500,000	500,000	1,073,899	0	0	364,587	0	1,438,486
Spinal Cord and Brain Injury Chair No. 5	06/17/03	500,000	500,000	1,377,634	0	0	464,426	(53,562)	1,788,498
Stanley Smith Dickson Professorship	05/17/06	500,000	500,000	934,186	0	0	310,964	(35,502)	1,209,648
Stephen D. Quillen Memorial Fellowship Fund	07/10/06	60,000	60,000	122,660	0	0	41,432	(1,177)	162,915
Stites & Harbison Professorship of Law	06/23/97	72,500	104,600	198,794	0	0	66,173	(7,555)	257,412
Sue Fan Gooding Fund	10/18/96	80,115	100,447	191,254	0	5,000	64,434	(7,337)	253,351
Susan Abbott-Jamieson Dissertation Research Fund in Anthropology	09/03/01	50,000	56,600	109,913	0	0	37,333	(1,000)	146,246
Susan Ballard Lester Endowment	09/23/04	50,000	50,000	148,347	0	0	50,362	0	198,709
Sutherland Professorship of Landscape Design	03/08/04	250,000	250,000	534,104	0	0	184,027	(20,364)	697,767
Sweeney-Nelms Professorship in Alzheimer's Disease Research	12/05/05	60,000	72,000	143,455	0	0	48,895	0	192,351
Swift/Longacre/Scaife Fellowship in Classics	06/09/09	54,189	74,828	148,598	0	12,242	52,650	(6,000)	207,490
Sylvia Mansbach Endowed Chair in Alzheimer's Disease Research	04/02/01	500,000	531,464	1,089,206	0	0	369,784	0	1,458,990
Research Professorship in Cancer Health Equity	04/14/04	120,875	125,371	303,681	0	0	103,063	0	406,745

**University of Kentucky
Endowment Match Program**
**Table 5: Components of Change in Endowment Market Value
During Fiscal Year 2020 - 2021**

Endowment Name	Date Estab.	Prior to 07/01/20			During Fiscal Year 2020 - 2021				
		State Funds Received	Gifts Received	Market Value as of 07/01/20	State Funds Received	Gifts Received and Transfers	Investment Earnings (Loss)	Earnings Distributed ¹	Market Value as of 06/30/21
T. Marshall Hahn, Jr. Graduate Fellowship Fund	04/29/99	50,000	50,000	110,951	0	0	37,219	(2,500)	145,670
T. Marshall Hahn, Jr. Professorship Fund in the College of Arts & Sciences	04/29/99	200,000	200,000	414,554	0	0	136,962	(21,629)	529,886
Teresa Garbulinkska Music in HealthCare Fund	05/12/09	100,000	100,000	269,517	0	0	89,686	(10,239)	348,964
Thomas B. & Bettie T. Deen Graduate Fellowship	04/30/08	50,000	50,000	113,331	0	0	37,724	(4,307)	146,748
Thomas C. & Evelyn W. Finnie BS/MBA Graduate Fellowship Fund	04/27/99	520,316	666,591	1,298,946	0	0	432,367	(49,362)	1,681,952
Thomas C. Robinson Graduate Fellowship Endowment	09/08/05	60,456	60,456	155,183	0	0	49,139	(24,446)	179,876
Thomas D. Clark Professorship Fund	01/05/01	119,013	121,013	301,005	0	0	96,531	(30,358)	367,178
Thomas J. and Viva B. Timmons Graduate Fellowship Fund	08/17/06	320,000	444,487	764,545	0	0	254,496	(29,055)	989,985
Thomas P. Lewis Professorship	04/23/99	100,000	111,548	211,636	0	0	70,444	(8,042)	274,038
Toyota (Young) Library Endowment	05/24/01	1,000,000	1,000,000	2,595,800	0	0	897,312	(82,330)	3,410,782
Toyota-IR4TD Research Fund	01/31/07	1,000,000	1,000,000	1,949,974	0	0	671,538	(74,312)	2,547,200
Tracy Farmer Center for the Environment Endowment Fund	08/15/00	2,000,000	2,135,115	3,725,751	0	(500)	1,264,508	0	4,989,759
Trane Company Graduate Fellowship	10/21/02	75,000	75,000	168,994	0	0	56,253	(6,422)	218,825
Tri for Sight Eye Research Professorship	04/28/06	63,241	208,574	345,390	0	7,500	118,366	0	471,256
TVA Power Engineering Endowment Fund	04/16/99	1,000,000	1,000,000	2,051,323	0	0	682,830	(77,956)	2,656,197
Tyler Aaron Gill Professorship in Vascular Surgery ³	12/19/97	0	200,000	197,258	0	0	65,985	(5,641)	257,602
U.S. Surgical Endowed Professorship in Pharmacy Administration	04/06/99	100,000	100,000	213,265	0	0	70,974	(8,103)	276,136
UK College of Human Environmental Sciences Alumni Association Endowed Professorship	11/30/00	50,000	53,367	191,050	0	0	65,826	(7,284)	249,592
UK Nursery/Landscape Research Endowment	10/12/99	34,200	34,571	74,009	0	0	24,636	(2,813)	95,832
Ullin W. Leavell, MD Professorship in Dermatology	02/14/11	100,000	107,388	265,726	0	0	88,452	(10,098)	344,080
University of Kentucky Association of Emeriti Faculty Endowed Fellowship Fund	04/17/02	50,000	143,973	207,307	0	5,255	70,739	(8,059)	275,241

**University of Kentucky
Endowment Match Program**
**Table 5: Components of Change in Endowment Market Value
During Fiscal Year 2020 - 2021**

Endowment Name	Date Estab.	Prior to 07/01/20			During Fiscal Year 2020 - 2021				
		State Funds Received	Gifts Received	Market Value as of 07/01/20	State Funds Received	Gifts Received and Transfers	Investment Earnings (Loss)	Earnings Distributed ¹	Market Value as of 06/30/21
Office for Policy Studies on Violence Against Women, College of Arts & Sciences	10/03/03	132,536	151,250	403,174	0	0	104,636	0	507,810
University of Kentucky Margaret Ingels Society of Women Engineers Graduate Fellowship Fund	09/01/99	25,000	25,000	53,219	0	0	17,715	(2,022)	68,912
University of Kentucky Oral History Endowment Fund	03/29/04	679,740	769,649	1,625,563	0	1,739	560,417	(62,005)	2,125,714
University of Kentucky Woman's Club Fund	10/07/03	100,000	102,050	244,486	0	500	81,521	(9,302)	317,205
University Professorship in Allied Health	01/09/01	50,000	50,000	112,072	0	0	37,306	(4,259)	145,118
University Professorship in Dentistry	12/06/00	50,000	50,000	107,714	0	0	35,855	(4,093)	139,476
University Professorship in Graduate Medical Education	12/06/00	50,000	50,100	142,294	0	0	47,032	(10,906)	178,419
University Professorship in Medicine	12/09/00	50,000	50,000	112,488	0	0	38,189	0	150,677
University Professorship in Pharmacy	04/11/01	50,000	50,000	155,863	0	0	42,668	(4,871)	193,659
USEC Inc. Graduate Fellowship	09/27/02	50,000	50,000	114,194	0	0	38,012	(4,340)	147,866
Vaughn & Melton Graduate Fellowship in Civil Engineering	04/26/01	100,000	107,788	218,150	0	0	72,615	(8,290)	282,475
Verizon Communications Graduate Fellowship	12/15/99	900,000	900,203	1,896,876	0	0	643,751	(73,495)	2,467,132
Verizon Wireless Chair on Studies on Violence Against Women	12/31/04	500,000	500,000	1,111,926	0	0	368,944	(44,000)	1,436,869
Vernon R. Wiehe Endowed Professorship in Family Violence	05/16/00	50,000	50,445	132,959	0	0	46,709	0	179,668
Violet Irene Eads Research Fund for Eye Tissue in the Lions Eye Bank of Lexington	11/08/01	56,000	61,574	205,298	0	0	69,673	0	274,971
Virginia T. Barrow Chair in Brain Disease Research	10/27/06	1,191,972	1,248,866	2,520,638	0	0	839,055	(95,792)	3,263,901
Von Allmen School of Accountancy Fellowship	04/29/00	1,000,000	1,000,415	1,979,431	0	0	658,899	(75,224)	2,563,106
Von Allmen School of Accountancy Research Support	04/29/00	2,000,000	2,000,180	4,300,546	0	0	1,447,712	(206,467)	5,541,791
W. Hugh Peal Collection	08/14/86	200,000	226,000	711,366	0	0	236,774	(27,032)	921,108
W. T. Young STM Library Endowment Fund	03/08/01	12,998,356	12,998,456	34,025,367	0	0	11,761,788	(1,079,170)	44,707,986
W.T. Young Library Endowment Fund	03/07/00	5,770,332	5,993,097	15,238,948	0	0	5,267,746	(483,327)	20,023,367

**University of Kentucky
Endowment Match Program**
**Table 5: Components of Change in Endowment Market Value
During Fiscal Year 2020 - 2021**

Endowment Name	Date Estab.	Prior to 07/01/20			During Fiscal Year 2020 - 2021				
		State Funds Received	Gifts Received	Market Value as of 07/01/20	State Funds Received	Gifts Received and Transfers	Investment Earnings (Loss)	Earnings Distributed ¹	Market Value as of 06/30/21
Wallace Charles Hill Graduate Fellowship in Administration and Supervision	05/18/99	50,000	50,000	102,314	0	0	34,058	(3,888)	132,483
Wallace Charles Hill Professorship in Rehabilitation Counseling	05/18/99	50,000	50,000	109,093	0	0	36,992	(735)	145,350
Wendell H. Ford Endowed Professorship	03/07/00	590,410	600,627	1,414,101	0	2,000	475,023	(36,022)	1,855,101
Werner F. S. Schmitt Professorship in Aging and Neurobehavior	11/30/05	146,485	233,856	589,937	0	2,500	200,878	0	793,314
Whalen Graduate Fellowship Fund	08/15/00	500,000	500,320	972,499	0	0	323,735	(36,960)	1,259,275
Wilbur E. Chellgren Professorship in Accounting	06/02/00	125,000	125,000	269,811	0	0	91,588	0	361,399
William A. Marquard Chair in Cancer Research	11/29/04	750,000	771,393	1,663,562	0	0	564,665	0	2,228,227
William Baxter Jennings Fellowship Endowment Fund	06/01/04	64,225	88,215	157,476	0	75	52,435	(5,986)	204,000
William H. Otis and Marquita Sivilis Otis Professorship in Gerontology and Intergenerational Social Work	03/14/07	50,000	54,450	141,082	0	0	47,046	(7,000)	181,128
William H. Ray Professorship	04/27/07	47,655	47,655	86,727	0	0	28,855	(3,294)	112,288
William J. Tuggle & Nina B. Tuggle Professorship in English	03/06/97	300,000	300,000	651,707	0	0	216,285	(27,518)	840,474
William R. Markesbery, MD Chair in Neurotrauma Research	04/09/00	500,000	500,000	1,001,637	0	0	333,418	(38,065)	1,296,990
William Robert Mills Chair in Equine Infectious Diseases ²	12/09/98	0	3,355,208	4,137,837	0	0	1,377,881	(157,308)	5,358,410
William Stamps Farish Fund Chair in Cancer Research	09/01/04	1,000,000	1,000,000	2,357,192	0	0	800,137	0	3,157,329
William Stamps Farish Fund Chair in Plastic Surgery	02/16/05	1,000,000	1,000,000	2,008,954	0	0	668,721	(76,345)	2,601,330
William T. Bryan Endowed Chair in History	12/08/98	500,000	508,848	1,138,723	0	0	376,813	(53,856)	1,461,681
William T. Bryan Endowed Chair in Public Finance in the Martin School	12/08/98	500,000	508,848	1,121,030	0	0	373,291	(42,617)	1,451,704
William T. Bryan Endowed Chair in Public Finance in the Martin School	11/08/05	125,000	125,000	269,077	0	0	89,600	(10,229)	348,447
William T. Bryan Endowed Chair in Spanish	12/08/98	500,000	508,848	1,278,222	0	0	397,616	(182,619)	1,493,219
William T. Bryan Endowed Chair in Special Education	12/08/98	500,000	508,848	1,238,672	0	0	416,924	(62,560)	1,593,036
William T. Bryan Endowed Chair in Vocal Music	12/08/98	500,000	508,848	1,121,030	0	0	373,291	(42,617)	1,451,704

**University of Kentucky
Endowment Match Program
Table 5: Components of Change in Endowment Market Value
During Fiscal Year 2020 - 2021**

Endowment Name	Date Estab.	Prior to 07/01/20			During Fiscal Year 2020 - 2021				
		State Funds Received	Gifts Received	Market Value as of 07/01/20	State Funds Received	Gifts Received and Transfers	Investment Earnings (Loss)	Earnings Distributed ¹	Market Value as of 06/30/21
William T. Bryan Endowed Professorship in Materials Engineering	12/08/98	125,000	125,000	269,077	0	0	89,600	(10,229)	348,447
William T. Bryan Library Endowment Fund	08/24/00	750,000	770,220	1,984,147	0	0	685,877	(62,931)	2,607,093
William T. Bryan University Chair	12/08/98	500,000	508,848	1,233,571	0	0	410,364	(53,872)	1,590,064
William T. Young Endowed Chair	04/12/02	500,000	500,000	1,188,165	0	0	395,508	(45,154)	1,538,520
William T. Young Library Endowment for Markey Cancer Center	05/24/01	1,500,000	1,500,000	3,914,406	0	0	1,353,126	(124,152)	5,143,379
William T. Young Library Endowment for Saunders Brown Center on Aging	05/24/01	1,000,000	1,000,000	2,503,805	0	0	865,512	(79,413)	3,289,904
Women's Circle Endowment	07/31/06	503,718	513,042	1,009,780	0	0	336,058	(38,367)	1,307,471
Wyatt, Tarrant & Combs Professorship of Law II	04/01/99	60,000	60,000	119,295	0	0	39,710	(4,534)	154,472
Zantker Charitable Foundation Professorship in Judaic Studies	11/08/00	473,350	490,550	1,151,750	0	0	397,585	(43,435)	1,505,900
Zantker Foundation Professorship in Jewish Literature, Culture, and History	10/20/05	250,000	250,000	699,863	0	0	224,812	(96,081)	828,594
Zimmer Endowment for Orthopaedic Research	03/21/01	300,000	300,000	638,602	0	0	212,569	(24,268)	826,902
Existing RCTF Funded Endowments Sub-Total		\$213,597,359	\$236,062,121	\$519,963,587	\$0	\$640,724	\$175,286,147	(\$16,949,336)	\$678,941,121
Grand Total		\$213,597,359	\$236,062,121	\$519,963,587	\$0	\$640,724	\$175,286,147	(\$16,949,336)	\$678,941,121

NOTES TO TABLE 5

Note 1:

¹ Net of reinvestment of prior year spending distributions.

² State funds and matching gifts recorded in different funds. See attached Footnote 2 schedule.

³ State funds and matching gifts recorded in different funds. See attached Footnote 3 schedule.

Note 2: The following table is a summary of all activity in the accounts related to the Schlaikjer gifts and pledges to clearly identify state and gift funds received.

Endowment Name	Date Estab.	Prior to 07/01/20			During Fiscal Year 2020 - 2021				
		State Funds Received	Gifts Received	Market Value as of 07/01/20	State Funds Received	Gifts Received and Transfers	Investment Earnings (Loss)	Earnings Distributed ¹	Market Value as of 06/30/21
Albert G. Clay Endowed Chair in Equine Reproduction	12/09/98	\$3,250,000	\$24,225	\$4,724,537	\$0	\$0	\$1,572,332	(\$179,507)	\$6,117,361
Jes & Clementine Schlaikjer Professorship - I	06/11/02	0	256,515	335,161	0	0	111,520	(12,732)	433,949
Jes & Clementine Schlaikjer Professorship - II	06/11/02	0	253,538	338,884	0	0	115,010	0	453,894
Jes E. and Clementine Mills Schlaikjer Chair in Equine Infectious Diseases	12/09/98	0	3,467,208	4,471,551	0	0	1,485,557	(219,937)	5,737,171
John A. Morris Library Endowed Research and Mission Support Fund	12/09/98	1,000,000	0	1,078,851	0	0	359,244	(41,014)	1,397,081
John S. & Elizabeth A. Knight Chair Endowment Supplement	12/09/98	1,716,000	249,657	2,294,199	0	0	763,671	(87,186)	2,970,685
Major Endowed Research Fund in Veterinary Science	12/09/98	1,825,881	10,000	1,986,624	0	0	661,521	(75,523)	2,572,622
Paul Mellon Endowed Graduate Student Support	04/04/00	0	1,750,000	1,988,831	0	0	662,263	(75,608)	2,575,486
Paul Mellon Equine Research Endowment	04/04/00	0	1,029,175	1,084,013	0	0	360,967	(41,210)	1,403,770
Paul Mellon Post Doctorial Fellowship	03/27/01	2,392,537	2,436	2,770,440	0	0	922,523	(105,321)	3,587,642
Pin Oak Stud Endowed Research Fund	04/06/99	500,000	500,000	1,094,954	0	0	364,608	(41,626)	1,417,936
William Robert Mills Chair in Equine Infectious Diseases	12/09/98	0	3,355,208	4,137,837	0	0	1,377,881	(157,308)	5,358,410
Total		\$10,684,418	\$10,897,962	\$26,305,880	\$0	\$0	\$8,757,098	(\$1,036,971)	\$34,026,006

Note 3: The following table is a summary of all activity in the accounts related to the Gill gifts and pledges to clearly identify state and gift funds received.

Endowment Name	Date Estab.	Prior to 07/01/20			During Fiscal Year 2020 - 2021				
		State Funds Received	Gifts Received	Market Value as of 07/01/20	State Funds Received	Gifts Received and Transfers	Investment Earnings (Loss)	Earnings Distributed ¹	Market Value as of 06/30/21
Alvin L. Morris Professorship in Oral Health Research	01/20/98	\$200,000	\$200	\$202,689	\$0	\$0	\$67,470	(\$7,703)	\$262,456
Gill Foundation Chair in Preventive Cardiology	01/20/98	0	1,000,000	1,291,644	0	0	436,044	(39,373)	1,688,315
Gill Foundation Professorship in Interventional Cardiology	12/19/97	0	200,225	192,544	0	0	64,093	(7,317)	249,320
Gill Heart Institute Endowment	12/26/02	0	1,168,759	1,294,488	0	0	440,590	(4,000)	1,731,078
Harry B. Kostenbauder Professorship in Pharmacy	04/24/02	200,000	36,075	287,389	0	0	95,641	(10,919)	372,111
Jack M. Gill Chair in Internal Medicine	01/20/98	1,000,000	0	1,038,801	0	0	345,789	(39,477)	1,345,113
Jacqueline A. Noonan - CMN Research Chair in Pediatrics	12/08/08	1,000,000	1,002,276	2,567,404	0	0	871,325	0	3,438,729
Jacqueline A. Noonan Professorship in Pediatrics	01/20/98	200,000	62,539	294,832	0	243,450	137,935	0	676,217
Jason Alexander Gill Professorship in Cardiothoracic Surgery	12/19/97	0	200,000	234,257	0	0	79,530	0	313,787
Jefferson Morris Gill, Ph.D. Professorship in Cardiology	12/19/97	0	200,000	222,436	0	0	74,043	(8,453)	288,026
Jennifer Gill Roberts Professorship in Pediatric Cardiology	12/19/97	0	200,000	228,304	0	0	77,509	0	305,813
Joseph Hamburg Professorship in Rehabilitation Sciences	01/20/98	200,000	0	208,057	0	0	69,257	(7,907)	269,406
Linda C. Gill Chair in Nursing	01/20/98	1,000,000	500	1,014,870	0	0	337,823	(38,568)	1,314,125
Marcia A. Dake Professorship in Nursing	01/20/98	250,000	68,400	396,960	0	0	132,138	(15,086)	514,012
Tyler Aaron Gill Professorship in Vascular Surgery	12/19/97	0	200,000	197,258	0	0	65,985	(5,641)	257,602
Total		\$4,050,000	\$4,338,974	\$9,671,935	\$0	\$243,450	\$3,295,169	(\$184,444)	\$13,026,111



UNIVERSITY OF KENTUCKY

UNIVERSITY BUDGET OFFICE

2365 Harrodsburg Road, Suite B150, Lexington, KY 40504 | 859 257-1841 | uky.edu/ubo/

An Equal Opportunity Employer