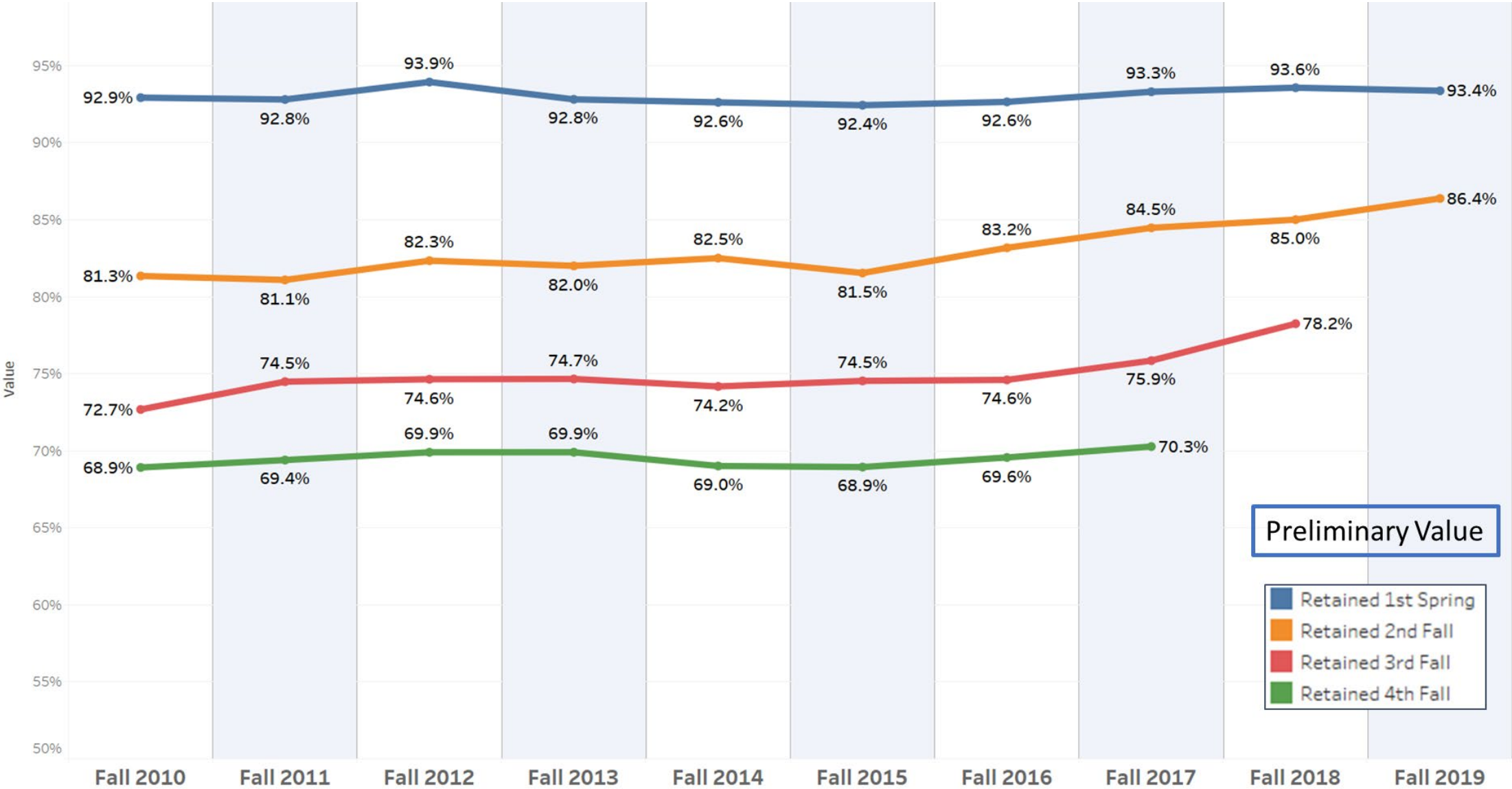


# OUR PROGRESS



*What does a University of, for and with Kentucky mean to you? Describe it.*

OUR PROGRESS: RECORD LEVELS OF STUDENT SUCCESS



## OUR PROGRESS: STUDENT SUCCESS

### Student Centered

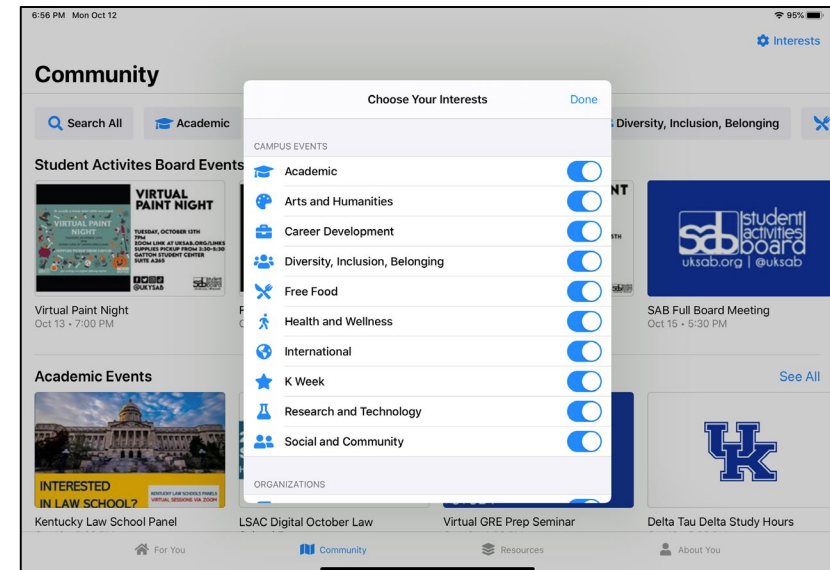
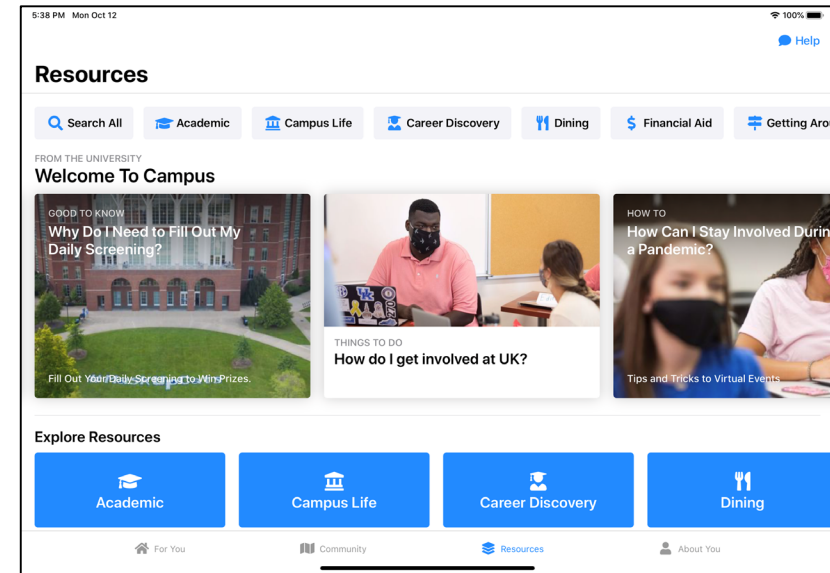
- 30,000-student call and postcard campaigns
- Deploying iPads and technology needs
- Residential connections

### Student Driven

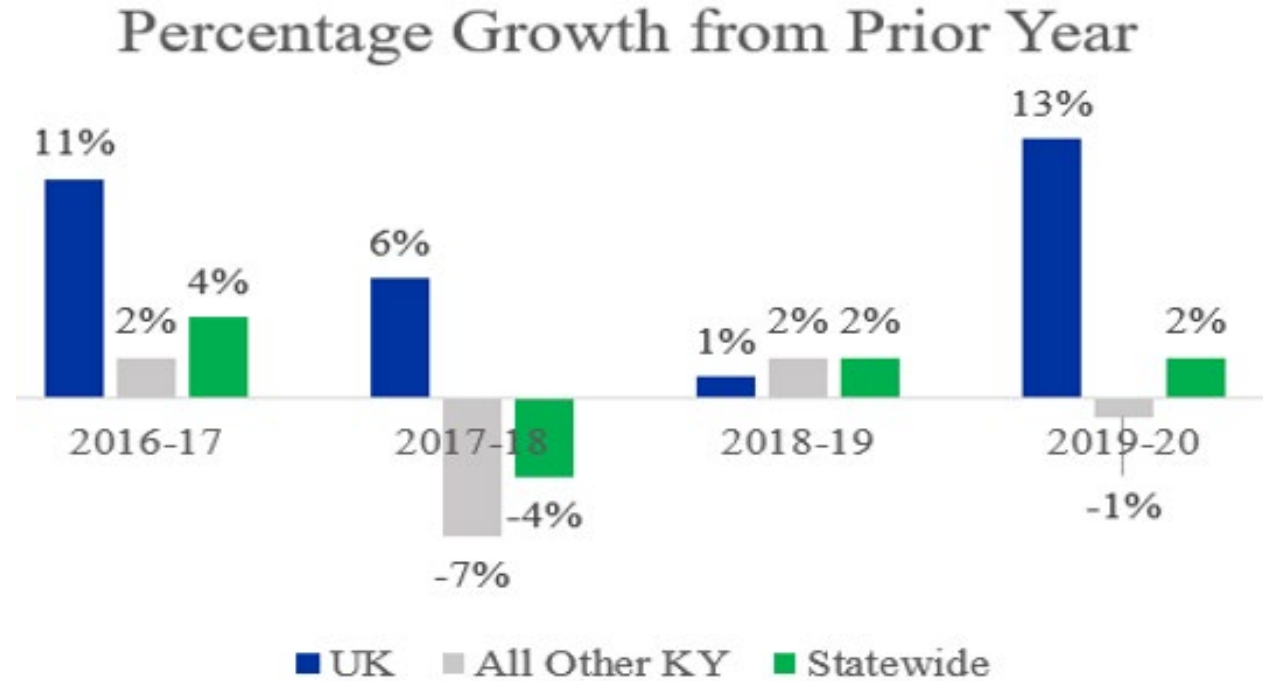
- Launched student-focused app
- eSports footprint

### Student Care

- UK LEADS and unmet need
- HealthCorps for contact tracing, testing and screening
- Response to national and international issues



## OUR PROGRESS: BACHELOR'S DEGREES AWARDED TO BLACK/AFRICAN AMERICAN STUDENTS



	2015-16	2016-17	2017-18	2018-19	2019-20	5 Year %Growth
UK	265	293	312	314	355	34%
All Other KY	1,377	1,407	1,312	1,335	1,324	-3.8
State Total	1,642	1,700	1,624	1,649	1,679	2.3

Source: <http://cpe.ky.gov/> - Interactive Data Center

## **OUR PROGRESS: DIVERSITY, EQUITY, AND INCLUSION**

### **Enrollment representativeness**

- Record enrollment of URM undergraduate students (16.9%)
- Record enrollment of URM graduate students (13.4%)

### **Success of BIPOC or disadvantaged students**

- Number of bachelor's degrees awarded to Black/African American students increased from 196 in 2011-12 to 355 in 2019-20
- Percentage of Black/African American graduate students increased from 4.6% in 2015-2016 to 6.8%\* in 2020-21
- Percentage of Hispanic/Latino graduate students increased from 2.4% in 2015-2016 to 4.4%\* in 2020-21
- Based on CPE data, the UK increased the number of Bachelor's degrees to low income students from 1,350 in 2014-15 to 1,501 in 2018-19, an increase of 11.2%. In the same period, degrees to low income students at all other Kentucky institutions declined by 5.2%

### **Faculty hiring and retention initiatives**

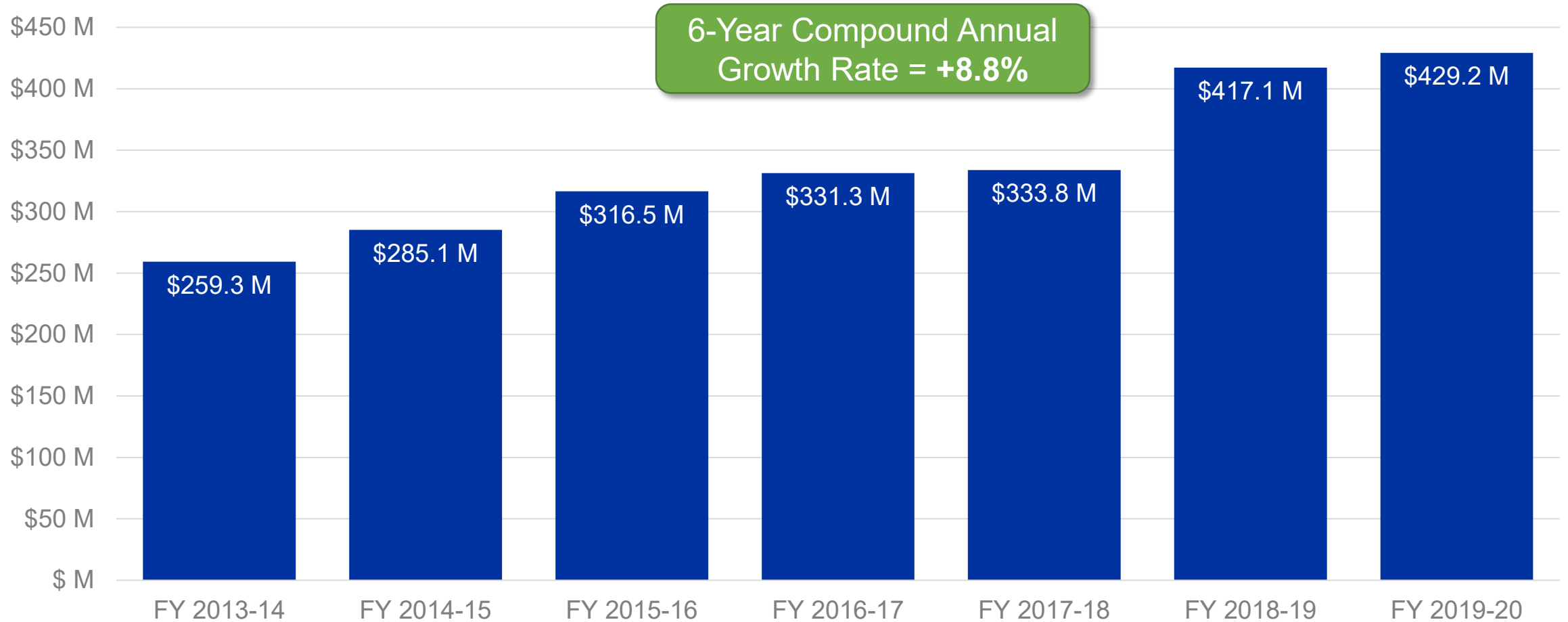
- College of Education "Dynamic Dozen"
- Office for Faculty Advancement collaborating with Office for Institutional Diversity on initiatives to improve recruiting and retaining minority faculty
- Increase in resources for hiring minority faculty (from \$2.25 million to \$2.75 million in FY2021) through collaboration with the Provost, Vice President for Research and Interim Vice President for Institutional Diversity

### **National recognition**

- Diversity Champion – INSIGHT into Diversity
- Higher Education Excellence in Diversity (HEED) Award – INSIGHT into Diversity
- Best employers for diversity – Forbes Magazine
- Great College to Work For – Chronicle of Higher Education

## OUR PROGRESS: RESEARCH SUCCESS

# UK Sponsored Grant and Contract Award Longitudinal Data



Source: University of Kentucky, Office of Sponsored Projects Administration Database



## OUR PROGRESS: RESEARCH SUCCESS

### Healthy Kentucky Research Building

- Phase I: Floors 2-3 completed (Diabetes/Obesity, Cancer, HEAL, Health Equity Center, Informatics, Rural and Population Health)
- Phase II: 4th and 5th floors are close to opening (Cancer)
- Phase III: 1st floor construction is underway from an NIH supported C06 construction grant (Cardiovascular, Alzheimer's disease)
- Phase IV: 6th floor in the design phase using UKRF funds to complete the \$265M research building

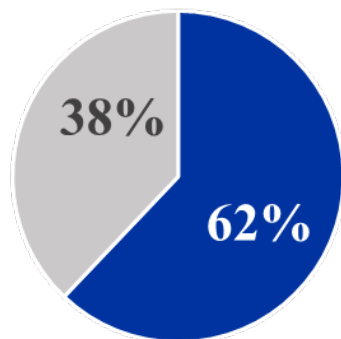
### Selected New Grant Awards, FY 2019-20

- NIH HEALing communities and networks helping end addiction long-term; Dr. Sharon Walsh, \$25.2M.
- NSF EPSCoR KY advancing manufacturing partnership for advanced robotics and structures; Dr. Rodney Andrews, \$3.8M
- CDC KY Overdose data to action; Dr. Terry Bunn, \$7.7M
- DOD Development of a paracorporeal pump-integrated artificial lung for transport support of warfighters with acute respiratory distress syndrome; Dr. Dongfang Wang, \$3.9M
- COVID-19 grant awards totaling more than \$8.8M related to testing and support services in hospitals and communities across the Commonwealth, development of new mask barrier devices, combination therapy antiviral research and student success



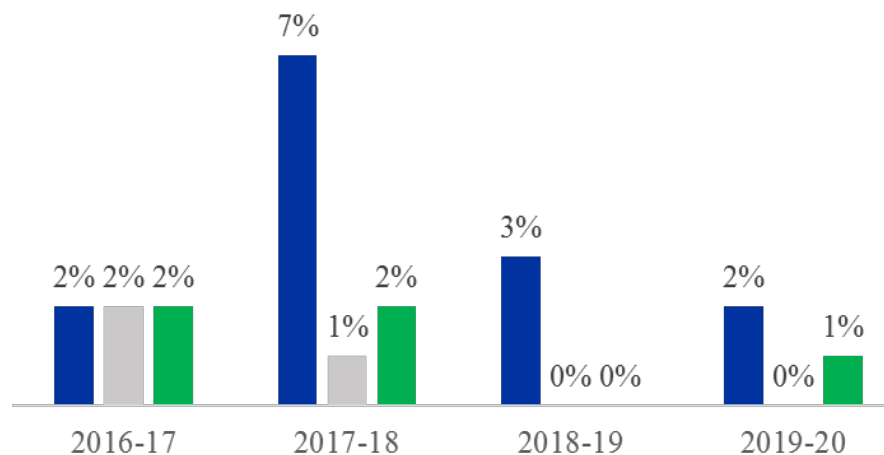
## ALL BACHELOR'S DEGREES AWARDED

UK's Share of Total  
Statewide Growth



■ UK ■ All Other KY

Percentage Growth from Prior Year




■ UK ■ All Other KY ■ Statewide

	2015-16	2016-17	2017-18	2018-19	2019-20	5 Year % Growth
UK	4,540	4,642	4,956	5,105	5,202	14.60%
All Other KY	18,259	18,547	18,710	18,622	18,663	2.20%
State Total	22,799	23,189	23,666	23,727	23,865	4.70%

Source: <http://cpe.ky.gov/> - Interactive Data Center

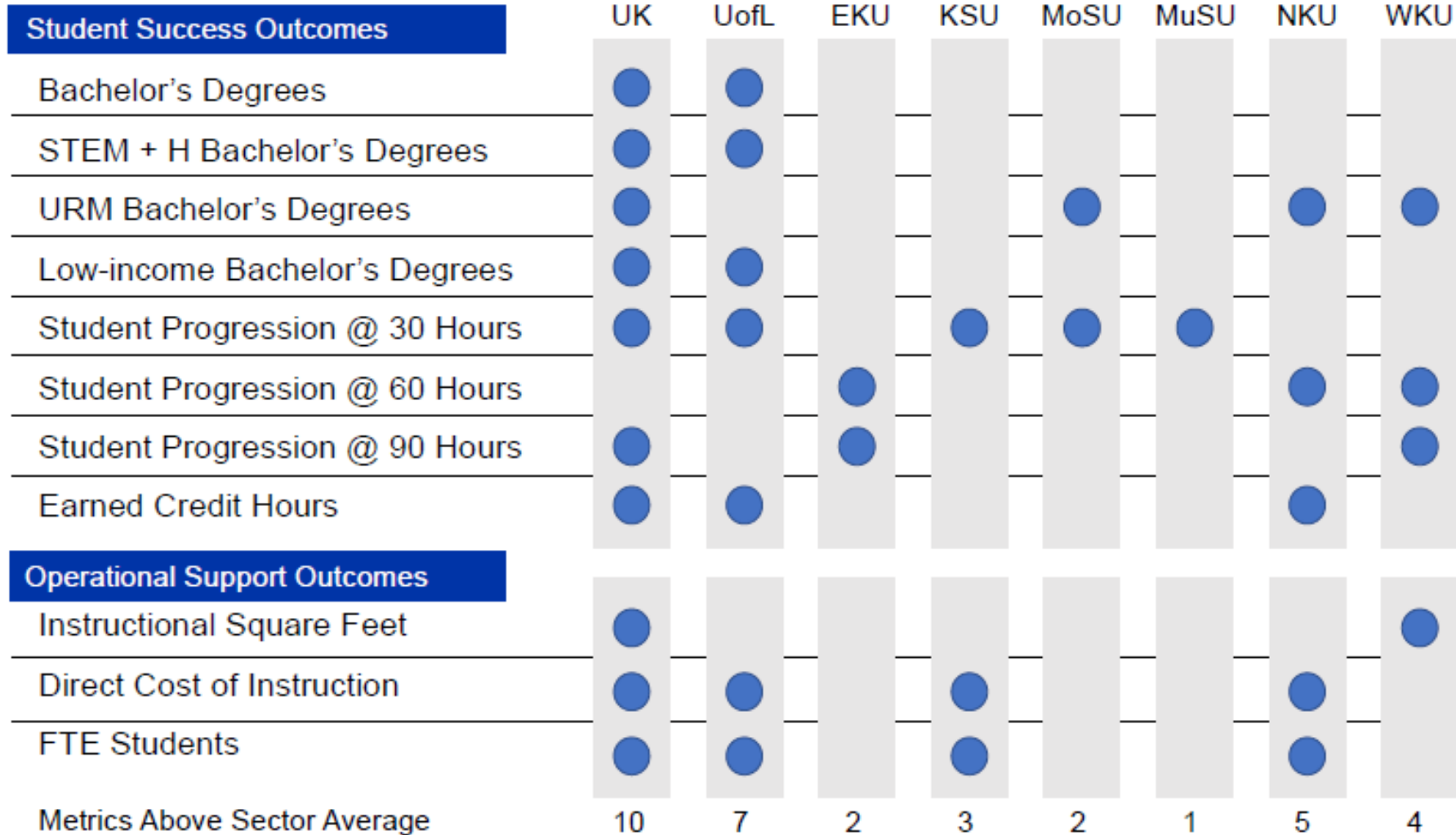
## OUR PROGRESS: NEW ACADEMIC OPPORTUNITIES AND OUTREACH

- UK Online:
  - 14 new online programs in 2020
  - 36 new online programs since Fall 2019
  - 74 online programs total
- NextGen dual credit initiative expanded to four new high schools
- Offering RN to BSN degree program at the University Center of Southern Kentucky
- MOU signed with Bluegrass Community and Technical College for joint degree programs in Engineering Technology



# PERFORMANCE FUNDING

Metrics Where Rates of Growth Exceeded Sector Average  
Between Fiscal Years 2019-20 and 2020-21



*What does a University of, for and with Kentucky mean to you? Describe it.*

# DISCUSSION

