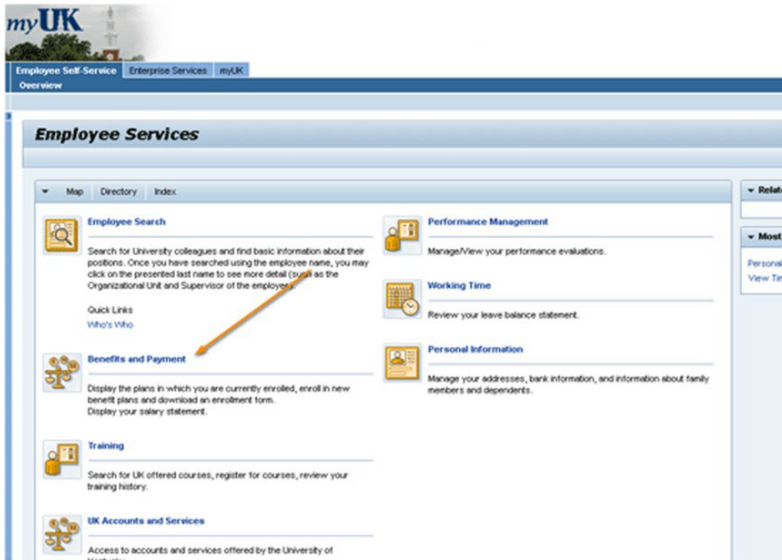
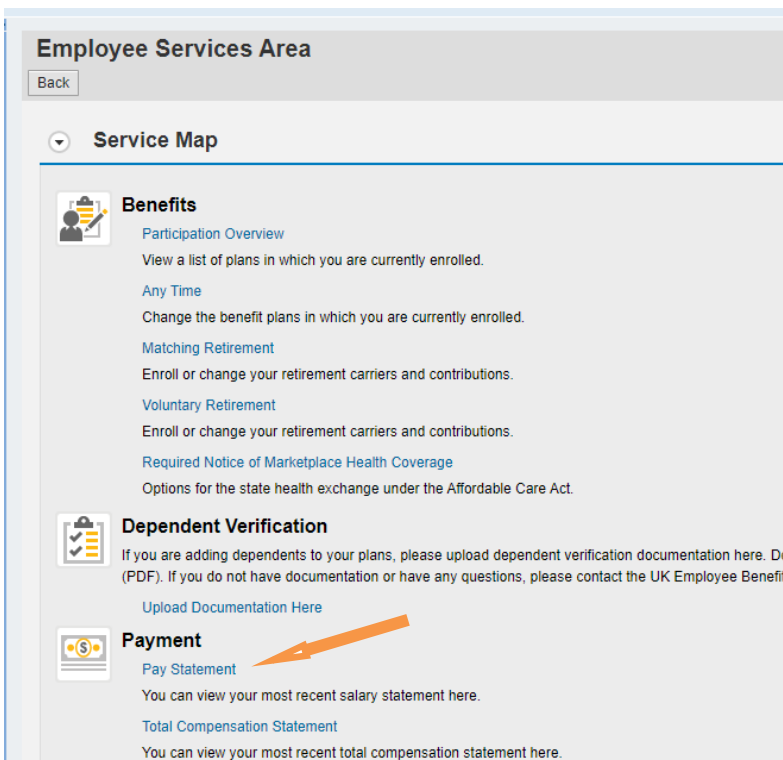


Access Pay Statements

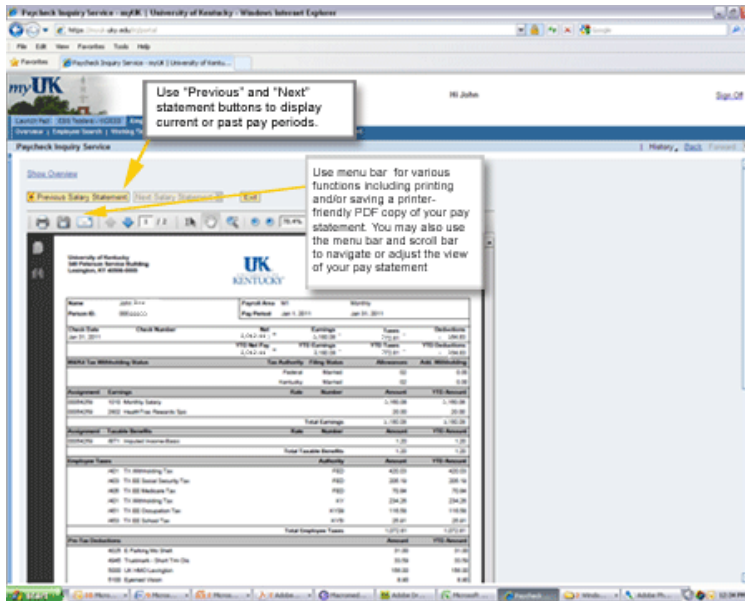
1. Login to the myUK ESS portal at myuk.uky.edu. If you need assistance, [visit this guide first](#).
2. To access the Pay Statements feature, first click on the "Benefits and Payment" menu item.



3. Click on "Pay Statement."



- The enhanced Paycheck Statement view automatically shows details of the most recent pay period, including earnings, taxes and benefit deductions. **Use "Previous Salary Statement" and "Next Salary Statement" buttons to move between current and past pay periods.** The menu bar above the pay statement viewing area offers a variety of options to print and/or save your statement to your own computer as printer-friendly PDF.



If you have questions or need assistance, please call the payroll analyst for your last name. The payroll analyst and their contact information can be found by clicking the link below.

<https://www.uky.edu/ufs/payroll-services>